


# A Step-by-Step Guide to Home Buying



## A STEP-BY-STEP GUIDE TO HOME BUYING

# Table of Contents

- 3** The Everything Guide to Buying Your First Home
- 6** Buy a Home: Step-By-Step
- 9** The Ultimate "I Wanna Buy a House" Checklist
- 14** What You Should Really Know About Browsing for Homes Online
- 16** Here's How You'll Know You've Found the Right Agent
- 21** How to Be a Savvy Open House Guest
- 24** Your Stress-Free Guide to Shopping for Home Loans
- 29** Before You Choose a Mortgage Lender, Read These Tips
- 33** Make an Offer Like a Boss
- 38** 8 Simple Rules for Negotiating Your Offer and Getting That House
- 42** What to Expect During A Home Inspection
- 47** Hey, Buyers: These Home Appraisal Tips Are for You
- 50** In Closing: How to Seal the Home-Buying Deal

# THE EVERYTHING GUIDE TO Buying Your First Home

How to find exactly what you want, and how to work with the experts who'll help you get it.

**So you're thinking about buying your first home. Your very own house (and mortgage).  
A place to call — and make — your own.**

It's a big move, literally and figuratively. Buying a house requires a serious amount of money and time. The journey isn't always easy. It isn't always intuitive. But when you get the keys to your new home — that, friend, can be one of the most rewarding feelings pretty much ever.

The key to getting there? Knowing the home-buying journey. Knowing what tools are at your disposal. And most importantly? Creating relationships with experts who can help you get the job done.

That's where this guide comes in. We'll show you not only the major steps you'll take during the home-buying process, but also explain the relationships and experts you'll need along the way.

You ready to live the dream? Here we go.

## Do Your Homework

Oh sure, everybody wants to jump right into open houses. But before you even set foot into a foyer, you should identify your list of "musts" and "wants." This list is an inventory of priorities for your search. And there's so much to decide: Price, housing type, neighborhood, and school district — just to name a few.

To get yourself grounded, we recommend filling out the worksheet on page 9.

If you're planning to buy a home with a partner (in life or in real estate), fill the worksheet out with them. You want to be on the same page while buying a house. If you're not, you'll be less able to give agents or lenders the information they need to help you. And you risk wasting time viewing homes you can't afford — or don't even want in the first place.

## Start Shopping

Once you know what you're looking for, the next step is to start looking at listings and housing information online. (This part? You're going to crush it.)

## Find a Great Agent

Your relationship with your real estate agent is the foundation of the home-buying process. (And your agent = your rock.) He or she is the first expert you'll meet on your journey, and the one you'll rely on most. That's why it's important to interview agents and find the agent who's right for your specific needs.

## Choose a Lender

Once you've found your agent (AKA, your new best friend), ask him or her to recommend at least three mortgage lenders that meet your financial needs. This is another big step, as you'll be working with your lender closely throughout the home-buying process.

## Pick a Loan (It's Not So Bad)

Once you've decided on a lender (or mortgage broker), you'll work with your loan agent to determine which mortgage is right for you. You'll consider the percentage of your income you want to spend on your new house, and you'll provide the lender with paperwork showing proof of income, employment status, and other important financials. If all goes well (fingers crossed) you'll be pre-approved for a loan at a certain amount. (Sweet.)

## Visit Open Houses, and Look Around

Now that you have both an agent who knows your housing preferences and a budget — and a lender to finance a house within that budget — it's time to get serious about viewing homes. Your agent will provide listings you may like based on your parameters (price range, ZIP codes, features), and will also help

you determine the quality of listings you find online. Then comes the fun part: Open houses and private showings, which give you the unique opportunity to evaluate properties in a way you can't online.

## Make an Offer

Once you find the home you want to buy, you'll work with your agent to craft an offer that not only specifies the price you're willing to pay but also the proposed settlement date and contingencies — other conditions that must be agreed upon by both parties, such as giving you the ability to do a home inspection and request repairs.

## Negotiate, Negotiate, Negotiate

Making an offer can feel like an emotional precipice, almost like asking someone out on a date. Do they like me? Am I good enough? Will they say yes? It's stressful! Some home sellers simply accept the best offer they receive, but many sellers make a counteroffer. If that happens, it's up to you to decide whether you want your agent to negotiate with the seller or walk away. This is an area where your agent can provide real value by using their expert negotiating skills to haggle on your behalf and nab you the best deal.

## Get the Place Inspected

If your offer is accepted, then you'll sign a contract. Most sales contracts include a home inspection contingency, which means you'll hire a licensed or certified home inspector to inspect the home for needed repairs, and then ask the seller to have those repairs made. This mitigates your risk of buying a house that has major issues lurking beneath the surface, like mold or cracks in the foundation. (No one wants that.)

## Ace the Appraisal

When you offer to buy a home, your lender will need to have the home appraised to make sure the property value is enough to cover the mortgage. If the home appraises close to the agreed-upon purchase price, you're one step closer to settlement — but a low appraisal can add a wrinkle. Not one you can't deal with.

## Close the Deal

The last stage of the home-buying process is settlement, or closing. This is when you sign the final ownership and insurance paperwork and make this whole thing official.

**When it's all said and done — break out the rosé. You'll have the keys to your new home!**



1110 Brickell Av., Ste. 430, Miami, FL 33131. ☎ +1 (305) 329-1470 📞 +1 (786) 4012534


📘 Capital Companies Group 🐦 @capitalcg777 📷 CapitalCompanies 📺 Capital Companies

# BUY A HOME: Step-by-Step



Buying a home is rewarding, but it takes a lot of work. Luckily, you can rely on your support network and trusted experts to help you make critical decisions along the way.

## YOU + YOUR SUPPORT NETWORK



- + Spouse?
- + Significant other?
- + Family?
- + Friend?
- + Child?
- + Pet?

## YOUR EXPERTS



+ Your agent



+ Loan officer



+ Home inspector



+ Your attorney



1110 Brickell Av., Ste. 430, Miami, FL 33131. ☎ +1 (305) 329-1470 📞 +1 (786) 4012534

📘 Capital Companies Group   🌐 @capitalcg777   📷 CapitalCompanies   📺 Capital Companies

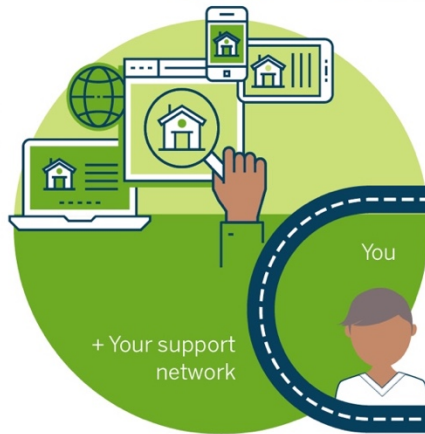
**STEP #1**  
Decide to buy a house



**STEP #2**  
Develop criteria and budget



**STEP #3**  
Research online



**STEP #4**  
Select an agent



**STEP #5**  
Choose a lender

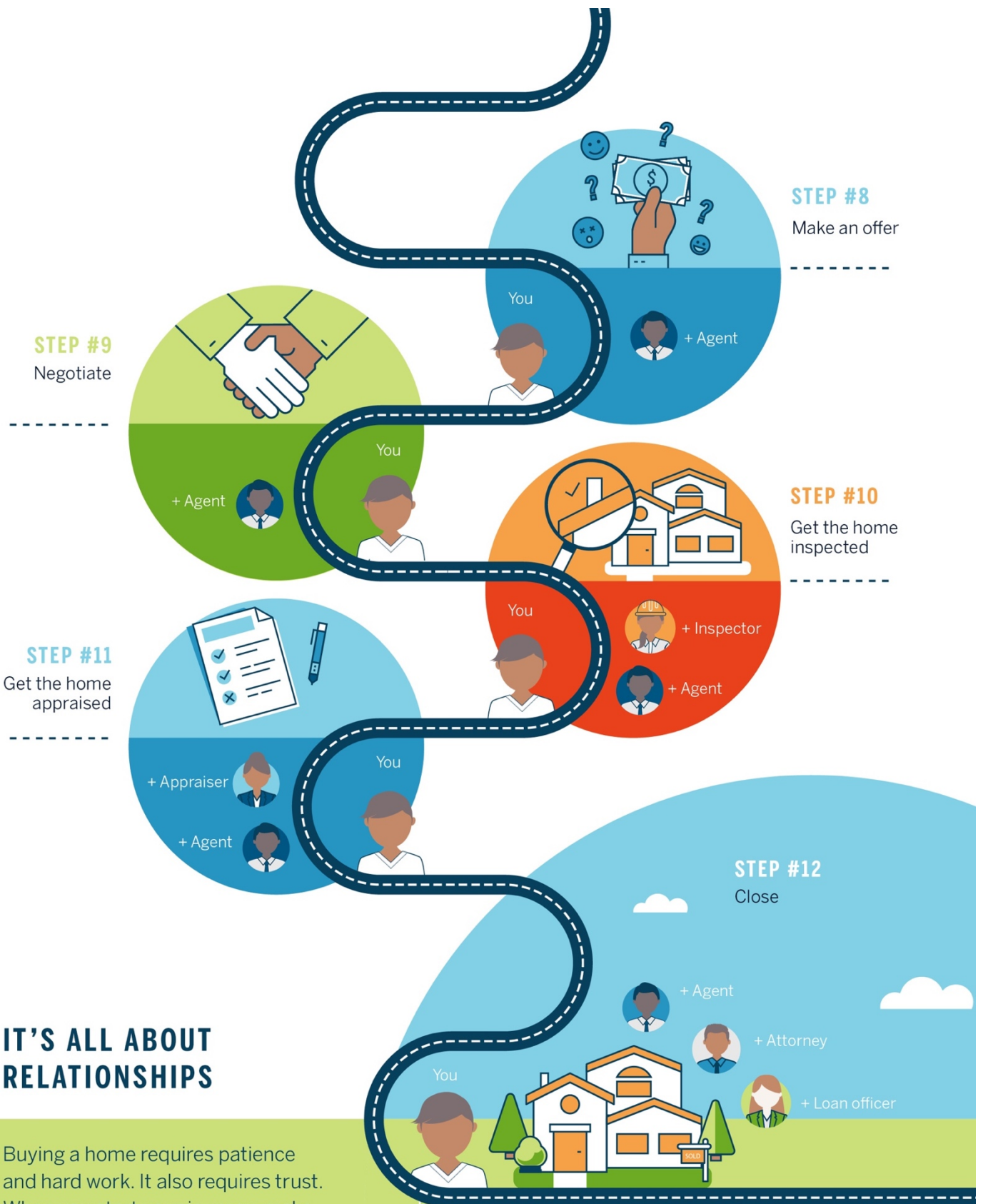


**STEP #6**  
Select a loan



**STEP #7**  
Visit homes





## IT'S ALL ABOUT RELATIONSHIPS

Buying a home requires patience and hard work. It also requires trust. When you start your journey, make sure you work with experts you trust.

Learn how at  
[www.HouseLogic.com/buystepbystep](http://www.HouseLogic.com/buystepbystep)

@HouseLogic @HouseLogic

### ALSO PRESENT AT CLOSING

- + Seller
- + Title agent
- + Seller's agent
- + Seller's attorney

# THE ULTIMATE "I Wanna Buy a House!" CHECKLIST

## Instructions:

1. Answer the questions with your significant other. (Not buying together? Skip to #3.)
2. Discuss, deliberate, have a brief existential crisis, question your place in the world and everything, then calmly come to an agreement. No seriously: You're going to disagree about some things. This worksheet is a chance to talk those differences out.
3. Take these answers to your real estate agent, who will be overjoyed you aren't a hot mess!

Remember: There are no right answers. Only your answers.

## Section #1 | Hopes and Dreams

**Objective:** Acknowledge your underlying reasons for wanting to buy a home.

### Why are you buying a home?

Check all that apply. If there's one reason you feel speaks especially to you, circle it with some hearts. Y'know. If you want.

- |   |  |  |
|---|--|--|
| <input type="checkbox"/> Because I've always wanted to own a home | <input type="checkbox"/> Because I'm getting married / we want a place to raise a family | <input type="checkbox"/> Because we need a bigger place                |
| <input type="checkbox"/> For the tax benefits                     | <input type="checkbox"/> To get into a good school district                              | <input type="checkbox"/> To rent it out / extra income                 |
| <input type="checkbox"/> Sick of my rent going up                 | <input type="checkbox"/> To build a nest egg for retirement                              | <input type="checkbox"/> For the ability to update / design how I wish |

### Any other reasons?

---

---

---

### In your own words, what's the most important thing to you about owning a home?

The feeling of accomplishment? The yard? Entertaining? The garage? The extra bedroom for the in-laws?

---

---

---

### How would you describe the right neighborhood for you right now?

Quiet? Bustling? Filled with lots of same-age families?

---

---

---



1110 Brickell Av., Ste. 430, Miami, FL 33131. ☎ +1 (305) 329-1470 📞 +1 (786) 4012534

Capital Companies Group @capitalcg777 CapitalCompanies Capital Companies



1110 Brickell Av., Ste. 430, Miami, FL 33131. ☎ +1 (305) 329-1470 📞 +1 (786) 4012534

📘 Capital Companies Group 🐦 @capitalcg777 📷 CapitalCompanies 📺 Capital Companies

## Section #2 | Your Support Network

**Objective:** Set your expectations for your friends, family, and any expert partners (agents, lawyers, etc.) you may work with along the way.











**Name specific friends, family, and expert partners who will fill these roles.**

<b>Co-Buyer</b> Will anybody be buying or co-signing with you? Your significant other? Your parents?	<b>Adviser</b> Who will be guiding you along the way?	<b>Co-Shopper</b> Who will be helping you pick the right place?	<b>Emotional/Texting Support</b> Who will always be there when you need them?
_____ _____ _____ _____ _____	_____ _____ _____ _____ _____	_____ _____ _____ _____ _____	_____ _____ _____ _____ _____

## Section #3 | The Property

**Objective:** Get a handle on your knowledge and assumptions about what you want in a home.

**Which of these most closely resembles the house you're looking for?**

 <input type="checkbox"/> Craftsman	 <input type="checkbox"/> Modern	 <input type="checkbox"/> Victorian	 <input type="checkbox"/> Townhouse/condo	 <input type="checkbox"/> Split level
 <input type="checkbox"/> Colonial	 <input type="checkbox"/> Tudor	 <input type="checkbox"/> Cape Cod	 <input type="checkbox"/> Ranch	 <input type="checkbox"/> Other?

**Describe the ideal house you want to buy.**

Someplace with a two-car garage? Someplace that will increase in value quickly?

---



---



---



1110 Brickell Av., Ste. 430, Miami, FL 33131. ☎ +1 (305) 329-1470 📞 +1 (786) 4012534

📘 Capital Companies Group
🐦 @capitalcg777
📷 CapitalCompanies
📺 Capital Companies

**Most important room or specialty room?**

Rec room? Formal dining room? Work out room?

---

---

---

**Anything else?**

---

---

---

**Section #4 | Finances**

**Objective:** Get a handle on your financial situation.

**How much do you currently spend on housing each month?**

**How much more or less do you want to spend once you buy?**

---

**How much of your monthly income are you planning to spend on your home?**

Slightly important question.

- All of it. No, seriously. All of it.
- Most of it. As long as I have money left over for vacations and Netflix.
- Some of it. My home isn't the end-all-be-all of my life.
- A little of it. It's just a place to sleep.

**How's your credit?**

Better credit is better for you. But don't worry – there are options even if your credit isn't perfect.

- Exceptional 800+
- Very Good 740 to 799
- Good 670 to 739
- Below Average 580 to 669
- Poor 579 and lower

**Have you been pre-approved for a mortgage yet?**

Pre-approval shows your agent and the home sellers that you're serious!

- Yes, I have been pre-approved.
- No, I haven't been pre-approved.
- I need some help understanding pre-approval.

Close to parks	<input type="checkbox"/>	<input type="checkbox"/>	<input type="checkbox"/>
Close to pool	<input type="checkbox"/>	<input type="checkbox"/>	<input type="checkbox"/>
Close to public transportation	<input type="checkbox"/>	<input type="checkbox"/>	<input type="checkbox"/>



## Section #5 | Your Outlook

**Objective:** Help your agent know how you're feeling, what you're confident about, and where you could use a little bit of help.

### Which parts of the buying process are you particularly excited or nervous about?

Only the unbalanced are excited about the mortgage process. Just sayin'.

	Nervous	Neutral	Excited
Research	<input type="checkbox"/>	<input type="checkbox"/>	<input type="checkbox"/>
Working with an agent	<input type="checkbox"/>	<input type="checkbox"/>	<input type="checkbox"/>
Shopping online for homes	<input type="checkbox"/>	<input type="checkbox"/>	<input type="checkbox"/>
Getting a loan	<input type="checkbox"/>	<input type="checkbox"/>	<input type="checkbox"/>
Open houses	<input type="checkbox"/>	<input type="checkbox"/>	<input type="checkbox"/>
Making an offer	<input type="checkbox"/>	<input type="checkbox"/>	<input type="checkbox"/>
Moving in	<input type="checkbox"/>	<input type="checkbox"/>	<input type="checkbox"/>

## And we're done!

Now that you have a handle on what you're looking for and what you expect, it's time to interview and select a real estate agent who will help you get the home you want. Find out how at [www.HouseLogic.com/buystepbystep](http://www.HouseLogic.com/buystepbystep).



1110 Brickell Av., Ste. 430, Miami, FL 33131. ☎ +1 (305) 329-1470 📞 +1 (786) 4012534

📘 Capital Companies Group 🐦 @capitalcg777 📷 CapitalCompanies 📺 Capital Companies

# WHAT YOU SHOULD REALLY KNOW ABOUT Browsing for Homes Online

It's fun! It's exciting! It's important to take everything with a grain of salt!

## Oh, let's just admit it, shall we?

### Browsing for homes online is a window shopper's Shangri-La.

The elegantly decorated rooms, the sculpted gardens, the colorful front doors that just pop with those "come hither" hues. Browser beware, though: Those listings may be seductive, but they might not be giving you the complete picture.

That perfect split-level ranch? Might be too close to a loud, traffic-choked street. That handsome colonial with the light-filled photos? Might be hiding some super icky plumbing problems. That attractively priced condo? Miiight not actually be for sale. Imagine your despair when, after driving across town to see your dream home, you realize it was sold.

So let's practice some self-care, shall we, and set our expectations appropriately.

Step one, fill out our home buyer's worksheet on page 9 of this buying guide. The worksheet helps you understand what you're looking for. Step two, with that worksheet and knowledge in hand, start browsing for homes. As you do, keep in mind exactly what that tool can, and can't, do. Here's how.

## You Keep Current. Your Property Site Should, Too

First things first: You wouldn't read last month's Vanity Fair for the latest cafe society gossip, right? So you shouldn't browse property sites that show old listings.

Get the latest listings from realtor.com®, which pulls its information every 15 minutes from the Multiple Listing Service regional databases where real estate agents post listings for sale. That means that realtor.com®'s listings are more accurate than some others, like Zillow and Trulia, which may update less often. You wouldn't want to get your heart a flutter for a house that's already off the market.

BTW, there are other property listing sites as well, including Redfin, which is a brokerage and therefore also relies on relationships with brokers and MLSs for listings.



1110 Brickell Av., Ste. 430, Miami, FL 33131. ☎ +1 (305) 329-1470 📞 +1 (786) 4012534

📘 Capital Companies Group 🐦 @capitalcg777 📷 CapitalCompanies 📺 Capital Companies

## The Best Properties Aren't Always the Best Looking

A picture, they say, is worth a thousand words. But what they don't say is a picture can also hide a thousand cracked floorboards, busted boilers, and leaky pipes. So while it's natural to focus on photos while browsing, make sure to also consider the property description and other key features.

Each realtor.com® listing, for example, has a “property details” section that may specify important information such as the year the home was built, price per square foot, and how many days the property has been on the market.

Ultimately though, ask your real estate agent to help you interpret what you find. The best agents have hyper-local knowledge of the market and may even know details and histories of some properties. If a listing seems too good to be true, your agent will likely know why.

## Treat Your Agent Like Your Bestie

At the end of the day, property sites are like CliffsNotes for a neighborhood: They show you active listings, sold properties, home prices, and sales histories. All that data will give you a working knowledge, but it won't be exhaustive.

To assess all of this information — and gather facts about any home you're eyeing, like how far the local elementary school is from the house or where the closest Soul Cycle is — talk to your real estate agent. An agent who can paint a picture of the neighborhood is an asset.

An agent who can go beyond that and deliver the dish on specific properties is a true friend indeed, more likely to guide you away from homes with hidden problems, and more likely to save you the time of visiting a random listing (when you could otherwise be in the park playing with your canine bestie).

Want to go deeper? Consider these sites and sources:

- School ratings: GreatSchools.org, National Center for Education Statistics (<https://nces.ed.gov>), and the school district's website
- Crime rates and statistics: CrimeReports.com, NeighborhoodScout.com, SpotCrime.com, and the local police station
- Walkability and public transportation: WalkScore.com and APTA.com
- Hospital ratings: HealthInsight.org, LeapfrogGroup.org, and U.S. News and World Report rankings

Just remember: You're probably not going to find that “perfect home” while browsing listings on your smartphone. Instead, consider the online shopping experience to be an amuse bouche to the home-buying entree — a good way for you to get a taste of the different types of homes that are available and a general idea of what else is out there.

**Once you've spent that time online, you'll be ready to share what you've learned with an agent.**



1110 Brickell Av., Ste. 430, Miami, FL 33131. ☎ +1 (305) 329-1470 📞 +1 (786) 4012534

📘 Capital Companies Group 🐦 @capitalcg777 📷 CapitalCompanies 📺 Capital Companies

## HERE'S HOW YOU'LL KNOW

# You've Found the Right Agent

A great real estate agent is like an Oprah for living your best real estate life.

### **For every journey, there is a guide.**

To explore the West, Lewis and Clark had Sacagawea. To navigate his magical powers, Harry Potter had Dumbledore. And to discover our best lives, America has Oprah.

Then there's the all-too-real journey of buying a home. For that, you have an Oprah of your own: your real estate agent — a licensed professional who's familiar with local home values and neighborhood perks, understands real estate trends, can write an offer on your behalf, and who negotiates with home sellers so you don't have to.

Think of your agent as a therapist/consultant for your home search. A collaborator. A co-conspirator. A mentor. Someone who amps up your confidence and counsels you through big decisions (teamwork makes the dream work, after all). And, someone who wants you to find a house you can be happy in because they're invested in your happiness.

If the housing market doesn't line up with your needs and budget, your agent will go back to the drawing board with you. They interpret raw housing data through the filter of your unique search, then tell you what's important and why. They help you map the path to your goal, and connect you with trusted experts who can get you into your dream home. (Cue selfie of you drinking wine in your new living room. First like on Instagram? Probably your agent.)

That's a lot of responsibility. And a lot of pressure. There's obviously a lot at stake: money and time, of course, but also your happiness. So reach out to an agent sooner in the process rather than later, and you'll be on the fast track to picking out paint swatches for your new kitchen.

### **Agents, Brokers, and REALTORS®: What's the Difference?**

"Agent" is a catchall phrase that is used, in casual conversation, to describe the three types of professionals who buy and sell real estate: agents, brokers, and REALTORS®. No, they're not really the same. Yes, you should care about what makes them different.



1110 Brickell Av., Ste. 430, Miami, FL 33131. ☎ +1 (305) 329-1470 📞 +1 (786) 4012534

📘 Capital Companies Group 🐦 @capitalcg777 📷 CapitalCompanies 📺 Capital Companies

## Here's a breakdown:

**A real estate agent** is a licensed professional who helps people buy, sell, rent, or invest in homes. To become an agent, a person must take pre-licensing training from a certified institution (these vary from state to state) and pass their state's real estate licensing exam. Once they have their license, an agent must affiliate themselves with a real estate brokerage.

Some agents specialize in representing buyers, some specialize in representing sellers. Some do both. An agent who represents both the buyer and the seller in the same real estate transaction is called a dual agent. By law, a dual agent must disclose dual agency to both parties. (If an agent is seeing other people, you obviously need to know.)

**A real estate broker** is a professional who has additional education beyond the agent level, as required by state law, and who has passed a broker's exam. In some cases, brokers also have more years of experience than agents. The biggest difference between a broker and an agent is that a broker may work independently. An agent must be overseen by a broker.

**A REALTOR®** is a broker or agent who belongs to the National Association of REALTORS® (NAR), the largest trade group in the country. (Full disclosure: NAR publishes HouseLogic.com). A REALTOR® commits to following a strict Code of Ethics intended to protect buyers and sellers; for example, REALTORS® pledge themselves to protect and promote the interests of their client. Agents and brokers who are not NAR members can't call themselves REALTORS®. There are more than 1 million REALTORS® in the United States. You can use realtor.com®'s Find a REALTOR® tool to connect with one in your area.

In most cases, using an agent, broker, or REALTOR® won't cost you a penny because the seller typically pays both the listing agent and buyer's agent's commissions. However, some buyers' agents request a representation fee from the buyer. That's rare.

## The Best Agent for You Depends on ... You

Before you seriously partner with anyone, you'll probably survey family, friends, and trusted acquaintances for at least some input. Finding a real estate agent is no different: A great starting point is to ask your inner circle and neighbors for recommendations. According to recent NAR research, 52% of buyers 36 and younger found their real estate agent through a referral.

Then there's the internet.



1110 Brickell Av., Ste. 430, Miami, FL 33131. ☎ +1 (305) 329-1470 📞 +1 (786) 4012534

📘 Capital Companies Group 🐦 @capitalcg777 📷 CapitalCompanies 📺 Capital Companies

Each of the major property listing websites — realtor.com®, Zillow, Redfin, and Trulia — has an agent-finder tool that lets you search for agents in your area. These property sites also collect reviews and ratings from an agent's past clients, which gives you insight into an agent's reputation. Keep in mind, though, that the sites vary in their policies about whether agents can edit or remove reviews. (Like with Yelp, use your own discretion.)

The sites also show an agent's sales history, so you can see how many homes a person has sold. In general, it's best to choose an agent who has a large number of sales under his or her belt (a sign they're committed to real estate work). Perhaps even more important: an agent who has sold homes at the price point and in the neighborhood where you're looking to buy — a sign they understand the local market.

Whatever you do, don't rely on online listings alone. Always interview prospective agents — at least three — in person. A meet-and-greet will give you the perspective you need on the agent's personality and style. Is this someone you'll like working with? Who has a sense of humor? Who has your back? Who communicates in the ways you want to be communicated with? Best to find out in person.

## How to Know If An Agent Is Knowledgeable

Once you've gathered all the information, listen to your gut: It won't steer you wrong about who's the best agent for you.

But, that said, there are a few qualities you'll want to look for in any agent (your gut would agree):

- **Local expertise.** Does this person know their stuff about neighborhood home value trends, shops and restaurants, schools, commute times, and geographic factors such as floodplains? These things are important, especially if you're looking for a home in a new city or town. If the agent seems lost or like they're winging it, keep looking.
- **Responsiveness.** You'll have a lot of questions, and will be asked to produce documents at certain steps during the buying process. Think about how available you want your agent to be, and how quickly you want him or her to respond. One way to figure that out? Contact a prospective agent online or by phone and see how long it takes them to reply. If you don't hear back within a timeframe that works for you, it's probably best to move on.
- **Reputation.** This is when to consult your inner circle again. The agent-finder tool mentioned above can also help. In addition, you'll want to verify the agent's license; search "[state] real estate license lookup" in your browser to find a resource for your state. If you want to confirm whether an agent is a REALTOR®, you can call NAR at 1-800-874-6500.


There are a number of professional designations that indicate an agent has obtained additional education beyond their licensing work. An accredited buyer's representative (ABR®), for instance, is someone who specializes in working with home buyers and has taken a course on buyer-client relationships.



## Don't Be Afraid to Ask a Lot of Questions

Congratulations! You now have a list of agents you like based on their stats, and you're ready to get to know the finalists. Binge a few episodes of "The Bachelor" for pointers — just kidding, don't do that.

What to really do: Schedule interviews with the top three agents, at least. During each conversation, your goal is to understand the agent's experience, personality, and working style.



### Here are 13 questions that will help the vetting:

1. **How many years have you been in the business?** Having more experience doesn't guarantee that someone is a great real estate agent, but a lot of the business is learned on the job.
2. **How many homes have you sold in the last year?** Volume isn't the most important factor when choosing an agent, but you want someone who is active in the industry. Also, the more transactions an agent has under their belt, the more adept the person should be at solving complicated problems that can crop up during a home sale. Remember: Your transaction is unique.
3. **How will you help me determine my needs and priorities?** The agent's first task is to help you identify your list of "musts" and "wants" — the home features that you need, versus the features that you'd like to have but can live without.
4. **Is your real estate license in good standing?** You can also check with your state's Real Estate Commission to confirm the agent has no disciplinary actions.
5. **How will you stay in touch with me?** Your agent's communication style should align with yours. If you prefer to be contacted via text when new listings crop up, make sure your agent is able to do that.
6. **What neighborhoods do you specialize in?** You want an agent who's intimately familiar with the neighborhood(s) you're interested in. Another way of framing this question is to ask, "How many homes have you sold in this neighborhood in the last year?"
7. **What price range do you typically work in?** In addition to being a neighborhood expert, your agent should do a large portion of their business with home buyers in your price range. It's important because challenges and negotiation strategies can vary based on what type of home you're buying.

8. **How many other clients are you working with?** You want someone who can give you quality, one-on-one customer service when you buy your first home. If the agent seems spread thin, it's probably because they are.
9. **How are you a good agent for first-time buyers?** First-time home buyers face specific challenges. Every buyer has a unique transaction. Good agents can explain what you should expect and how they're going to help you navigate your special circumstances.
10. **How will you find homes that match my criteria?** Seasoned real estate agents don't just use the local Multiple Listing Service (MLS) — a regional database of registered property listings — to help home buyers find homes. They also keep track of listings through colleagues, door-knocking, and canvassing neighborhoods to find the right properties for their buyers. They'll also work their industry connections.
11. **Have you ever recommended that a buyer not buy a property? Why?** An agent should work in your best interest, which means being honest with you about when to pass on a house that will not meet your needs — even if you're starry-eyed about it. It's your choice, obvs, but they should empower you to make a sound decision.
12. **Do you have a list of recommended vendors who can help me get a mortgage, inspect a home, and so on?** To buy a home, you're going to need other important players on your team — specifically a mortgage lender, home inspector, settlement/title company, and attorney. An experienced agent has already developed relationships with reputable pros, and should provide you with several references for each; though it's ultimately your decision to choose who you want to work with.
13. **Can you provide contact information for your three most recent buyers?** Past clients can offer valuable insight into an agent's skills. Don't just ask an agent for references, or you'll get three pre-vetted clients who are guaranteed to sing their praises. Instead, ask for phone numbers and email addresses of the agent's three most recent buyers. Contact those people directly to learn about their experiences.

Whew, you made it through the interviews. (Are you thirsty? We could use a glass of water.) By now, there's likely one agent left standing. Someone you can trust. Someone who listens. Someone who knows more about real estate than you, but who also really cares about finding your house.

**Now that you've got a partner in buying a home, it won't be long before you own it.**



1110 Brickell Av., Ste. 430, Miami, FL 33131. ☎ +1 (305) 329-1470 📞 +1 (786) 4012534

📘 Capital Companies Group 🐦 @capitalcg777 📷 CapitalCompanies 📺 Capital Companies

# How to Be a Savvy Open House Guest

Getting smart — about what to do, ask, and avoid — can move you ahead of the crowd.

## Ah, the open house.

**A chance to wander through other people’s homes and imagine yourself knocking out walls and gut rehabbing their kitchens. This is what dreams are made of (or at least episodes of HGTV).**

In all seriousness, going to open houses (and scheduled private showings) is one of the most exciting parts of the home-buying experience. Beyond the voyeuristic thrill, visiting houses allows you to assess things that you just can’t see online.

Anyone who has taken a super-posed selfie knows that a picture doesn’t always tell the whole truth. Professional listing photos can make small rooms look spacious, make dim rooms bright, and mask other flaws of a home — but you don’t know any of that until you actually see the house yourself.

You can tour houses at any point, but it can be helpful to first discuss your needs and wants with your partner (if you have one), do some online research, and talk with your agent and your lender. That way, you — and your agent

— can take a targeted approach, which saves you time and can give you an edge over your buying

competition. So, before you start viewing, follow these tips to get prepared.

## Make It Your Job to Know Which Houses Are “Open”

There are four ways to know when a house is available for viewing:

- **Ask your agent.** He or she will have details on specific properties and can keep you informed of open houses that fit your criteria.
- **Use listing websites.** A number of property sites let you search active listings for upcoming open houses. On [realtor.com](https://www.realtor.com)®, for instance, when searching for properties, scroll over the “Buy” tab and click the “Open Houses” link to see upcoming ones in your area.



1110 Brickell Av., Ste. 430, Miami, FL 33131. ☎ +1 (305) 329-1470 📞 +1 (786) 4012534

📘 Capital Companies Group 🐦 @capitalcg777 📷 CapitalCompanies 📺 Capital Companies

- **Scroll social media.** On Instagram, for example, you can search the hashtag #openhouse, or similar tags for your city (#openhousedallas, for example), to discover open houses. Many real estate agents and brokerages also post open house announcements on Instagram, Facebook, and Twitter; find ones from your area and start following.
- **Drive around.** Cruise through the neighborhoods you're interested in — it's a good way to get a sense of the area amenities — and look for open house signs.

And while you're searching, be sure to jot down the location, time, and date for any open house that strikes your fancy. It will make it that much easier to plan times and routes for hitting as many homes as possible. Drive around.

## Get There Early (and Say Hi to the Neighbors)

If you're seriously interested in a home, show up to the open house early. That way you'll beat the rush, and the agent showing the house (AKA the host) will have time to focus on you and your questions.

And don't be shy! Many home buyers hop from one open house to the next without talking to the listing agent. But chatting up the host can help you learn information that you wouldn't get by only touring the premises.

If a house seems like a match, take a walk around the neighborhood. Strike up conversations with the neighbors to get an insider's perspective on what life in that community is really like — families, singles, what the vibe on the block is like, and whether the homeowner's or condo association (if there is one) is easy to work with.

## Ask Lots of Questions, But Avoid TMI

To make the most of your open house visits, have a list of questions in mind for the host — and take notes while you're there, so you can keep track of what you learned.

At the same time, remember this: Your interaction with the host could be the beginning of negotiations with them. If you end up making an offer, you'll use the information you've gathered to inform your bid. (They'll also remember that you were an engaged yet courteous person, which can't hurt your cause.)

Equally important: **Oversharing could hurt your negotiating power.**

Be careful about what information you share with the agent hosting the event. This person works for the seller — not you. The host can and will use stats they've gleaned about you to counter, reject, or accept an offer.

**Keeping that in mind, here are eight questions you can ask a host to help determine whether a house is a good fit for you:**

1. **Have you received any offers?** If there are already bids on the table, you'll have to move quickly if you want to make an offer. Keep in mind: Listing agents can't disclose the amount of any other offers, though — only whether they exist.
2. **When does the seller want to move?** Find out the seller's timeline. If the seller is in a hurry (say, for a new job), they may be willing to accept an offer that's below list price.
3. **When is the seller looking to close?** Price isn't the only factor for many home sellers. One way to strengthen your offer is to propose a settlement date that's ideal for them. For example, a 30- to 45-day closing is standard in many markets, but the seller may want more time if they haven't purchased their next home yet.
4. **Is the seller flexible on price?** Most listing agents won't tip their hand when you ask this question, but there's always a chance the agent says "yes." And, in some instances, the seller has authorized their agent to tell interested buyers that the price is negotiable. In any case, you might as well ask. (It's kind of like googling for a coupon code when you buy something online.)
5. **How many days has the home been on the market?** You can find this information on the internet, but the seller's agent can give you context, especially if the house has been sitting on the market for a while. Maybe the home was under contract but the buyer's financing fell through, or the seller overshot the listing price and had to make a price reduction? Knowing the backstory can only help you.
6. **Has the price changed?** You can see if there's been a price reduction online, but talking to the listing agent is the only way to find out why the seller dropped the price.
7. **Are there any issues?** Have there been any renovations or recent repairs made to the home? Some upgrades, like new kitchen appliances, are easy to spot, but some are harder to identify. Specifically ask about the roof, appliances, and HVAC system because they can be expensive to repair or replace. BTW, repairs like a leaky faucet, aren't things that need to be disclosed.
8. **What are the average utility costs?** Many buyers don't factor utility bills into their monthly housing expenses, and these costs can add up — particularly in drafty older homes. Ask the listing agent what a typical monthly utility bill is during the summer and during the winter, since heating and cooling costs can fluctuate seasonally. Be prepared for higher utility bills if you're moving from an apartment to a single-family home.

**Now that you've got your answers, there's one last thing to do: Thank the host before you go. You never know — you could be seeing them again at the negotiating table soon.**



1110 Brickell Av., Ste. 430, Miami, FL 33131. ☎ +1 (305) 329-1470 📞 +1 (786) 4012534

📘 Capital Companies Group 🐦 @capitalcg777 📷 CapitalCompanies 📺 Capital Companies

# YOUR STRESS-FREE GUIDE TO Shopping for Home Loans

With this super-simple breakdown of loan types, you won't get overwhelmed — you'll find the right mortgage.

**When it comes to buying a house, most people know what they prefer: a bungalow or a condo, a hot neighborhood or a sleepy street.**

Mortgages, too, come in many styles — and recognizing which type you should choose is just slightly more involved than, say, knowing that you prefer hardwood floors over wall-to-wall carpeting.

First things first: To pick the best loan for your situation, you need to know what your situation is, exactly. Will you be staying in this home for years? Decades? Are you feeling financially comfortable? Are you anxious about changing loan rates? Fill in the checklist on page 9, and read “Before You Choose a Mortgage Lender” on page 29 of this guide.

Next: You'll want to have an understanding of the different loans that are out there. There are lots of options, and it can get a little complicated — but you got this. Here we go.

## **Mortgages Are Fixed-Rate or Adjustable, and One Type Is Better for You**

Let's start with the most common type of mortgage, that workhorse of home loans — the fixed-rate mortgage.

**A fixed-rate mortgage:** Lets you lock in an interest rate for 15 or 30 years. (You can get 20-year loans, too.) That means your monthly payment will stay the same over the life of the loan. (That said, your property taxes and insurance premiums will likely change over time.)

**It's ideal when:** You want long-term stability and plan to stay put.

**Here's what else you need to know about fixed-rate mortgages:**

- **A 30-year fixed-rate mortgage** offers a lower monthly payment for the loan amount (for this reason, it's more popular than the other option, the 15-year).
- **A 15-year fixed-rate mortgage** typically offers a lower interest rate but a higher monthly payment because you're paying off the loan amount faster.



1110 Brickell Av., Ste. 430, Miami, FL 33131. ☎ +1 (305) 329-1470 📞 +1 (786) 4012534

📘 Capital Companies Group 🐦 @capitalcg777 📷 CapitalCompanies 📺 Capital Companies

Now let's get into adjustable-rate, the other type of mortgage you'll be looking at.

### **An adjustable-rate mortgage (ARM):**

- Offers a lower interest rate than a fixed-rate mortgage for an initial period of time — say, five or seven years — but the rate can fluctuate after the introductory period is over, depending on changes in interest rate conditions. And that can make it difficult to budget.
- Has caps that protect how high the rate can go.

**It's ideal when:** You plan to live in a home for a short time or you expect your income to go up to offset potentially higher future rates.

### **Here's what else you need to know about adjustable-rate mortgages:**

- Different lenders may offer the same initial interest rate but different rate caps. It's important to compare rate caps when shopping around for an ARM.
- Adjustable-rate mortgages have a reputation for being complicated. As the Consumer Financial Protection Bureau advises, make sure to read the fine print.

A general rule of thumb: When comparing adjustable-rate loans, ask the prospective lender to calculate the highest payment you may ever have to make. You don't want any surprises.

## **Conventional Loan or Government Loan? Your Life Answers the Question**

Which fixed-rate or adjustable-rate mortgage you qualify for introduces a whole host of other categories, and they fall under two umbrellas: conventional loans and government loans.


### **Conventional loans:**

- Offer some of the most competitive interest rates, which means you'll likely pay less in interest over the period of the loan.
- Typically you can get one more quickly than a government loan because there's less paperwork.

**Who qualifies?** Typically, you need at least a credit score of 620 or above and a 5% down payment to qualify for a conventional loan.

### **Here's what else you need to know about conventional loans:**

- If you put less than 20% down for a conventional loan, you'll be required to pay **private mortgage insurance (PMI)**, an extra monthly fee designed to mitigate the risk to the lender that a borrower could default on a loan. (PMI ranges from about 0.3% to 1.15% of your home loan.) The upshot: The lender has to cancel PMI when you reach 22% equity in your home, and you can request to have it canceled once you hit 20% equity.
- Most conventional loans also have a maximum 43% debt-to-income (DTI) ratio, which compares how much money you owe (on student loans, credit cards, car loans, and other debts) to your income — expressed as a percentage.



Fannie Mae and Freddie Mac set limits on how much money you can borrow for a conventional loan. A home loan that conforms to these limits is called a **conforming loan**:

- In most cities, the maximum amount for a conforming loan is \$453,100.
- In high-cost areas, such as New York City and San Francisco, the limit is \$679,650.
- Limits are revisited annually and are subject to change based on each area's average home price.

A home loan that exceeds these limits is called a **jumbo loan**:

- Jumbo loans typically require a higher down payment (up to 30% for some lenders) and a credit score of at least 720. Some borrowers can qualify while putting down 20%, but their credit score has to be higher.
- They also tend to have stricter debt-to-income requirements, generally allowing for a maximum DTI ratio of 38%.

There are practical considerations to take into account before getting a jumbo loan too, mainly: Are you comfortable carrying that much debt? The answer depends on your current financial situation and long-term financial goals.

#### **Government loans:**

- Include loans secured by the Federal Housing Administration (FHA), U.S. Department of Veterans Affairs (VA), and the U.S. Department of Agriculture (USDA) Rural Development.
- Are meant to stimulate the housing market and enable folks who may be unable to qualify for conventional loans to still become homeowners.

**Who qualifies?** That depends on which government loan you're looking at.

## If you've had trouble qualifying for a mortgage because of income limitations or credit:

FHA loans are used by a broad swath of people, including those with lower credit scores and income.

- You can get an FHA loan with a downpayment of 3.5% if you have a minimum credit score of 580. You can still qualify with a credit score below 580 — even with no credit score — but the down payment and other requirements will be much higher.
- FHA loans conform to loan limits set by county; these limits typically range from \$294,515 to \$679,650 in high-cost areas. You can view the FHA mortgage caps for your county at [hud.gov](http://hud.gov).
- If you get an FHA loan, you must pay an upfront mortgage insurance premium (MIP) and an annual premium of 0.85%. Currently, the MIP is 1.75% of the loan amount — so, \$1,750 for a \$100,000 loan. This premium can be paid upfront at the mortgage closing, or it can be rolled into the monthly mortgage payment.

Also, a heads-up — the date an FHA loan was issued affects the MIP.

- **If you received an FHA loan on or before June 3, 2013:** You're eligible for canceling MIP after five years, but you must have 22% equity in your home and have made all payments on time.
- **If you received an FHA loan after June 3, 2013:** To stop paying MIP, you'd have to refinance into a conventional loan and have a current loan-to-value of at least 80%.

## If you're in the military, a veteran, or a veteran's spouse:

- VA loans offer active or retired military (or a veteran's surviving spouse) a mortgage with a 0% down payment.
- VA loans also can have more lenient credit requirements — typically around a minimum 620 credit score — and lower DTI requirements.
- The VA only allows lenders to charge 1% maximum to cover the costs of originating and underwriting the loan, so you save money at closing. There is, however, an additional upfront, one-time funding fee of 2.15%.
- VA loan eligibility: <http://www.benefits.va.gov/homeloans/>

VA loans also don't charge borrowers mortgage insurance — potentially helping you save a significant chunk of cash on your monthly payment.

Given the benefits, a VA loan is often the best mortgage option for people who qualify.

## If your income is limited and you live in a small or rural town:

USDA loans are mortgages for limited-income home buyers in towns with populations of 10,000 or less, or that are "rural in character," meaning that some areas that now have bigger populations are grandfathered in. You can see whether your town is eligible on the USDA's website (<https://eligibility.sc.egov.usda.gov>).



- USDA loans typically have lower interest rates than non-USDA loans.
- Down payments can be as low as 0%.
- USDA mortgages also have more lenient credit score requirements than conventional loans.
- Income limits to qualify depend on location and household size.
- USDA loans charge an upfront mortgage insurance fee of 1% of the loan amount and annual mortgage insurance premium of 0.35%.
- And USDA loan borrowers must buy a “modest home” — a property with a market value deemed reasonable for the area, though the USDA does not set specific price limitations.

Only a select number of lenders offer USDA loans.

### **If your job is to help people:**

Niche programs, like the Neighbor Next Door (<https://www.hudhomestore.com>) from HUD, allow teachers, law enforcement officers, first responders, and government workers — as much as 50% off the list price — on eligible homes in revitalization districts.

Note: Downpayment assistance programs offer qualified buyers such things as grants and interest-free loans. Start with your state’s housing finance agency (<https://www.ncsha.org/housing-help>) to find options.

## **Now You Know the Basics. It’s Time to Call for Backup**

Speaking of your lender: Ultimately, you’ll be working with your loan officer or broker to narrow down these choices, and to find a loan that works for you and your finances. (Just another reason why it’s important to choose a lender you’re comfortable with.)

Your real estate agent should be able to offer some insight, too. And because they don’t earn a paycheck from your loan selection, their advice about mortgages should be impartial.

## **You know your stuff. And you know whom to ask for help. Who’s overwhelmed?**

**Not you.**



1110 Brickell Av., Ste. 430, Miami, FL 33131. ☎ +1 (305) 329-1470 📞 +1 (786) 4012534

📘 Capital Companies Group 🐦 @capitalcg777 📷 CapitalCompanies 📺 Capital Companies

## READ THESE TIPS

# Before You Choose a Mortgage Lender

Someone out there wants to help save you time, stress, and money. Here's how you find them.

**Everyone in the market for a house has different wants — pre-war charm, a lush backyard, a welcoming front door in Pantone Ultra Violet, perhaps.**

But at the end of the day, they all share a need in common: money. Lots of it. That's where your mortgage lender comes in.

The right lender can save you time, anxiety, and loads of cash. And the right loan officer — the professional who represents the lender — can be a powerful ally when you close on a mortgage. As with any potentially life-altering partnership, it's important to choose wisely.

## Only You Know Which Lender Is Your Type

There are three types of mortgage lenders — retail banks, credit unions, and mortgage banks — as well as mortgage brokers, who compare loan products via a coterie of potential lenders to help you, the client, find the right one. Before you start narrowing down the candidates, you have to know what you're looking for, and where to find it. Let's talk about your options.

### Retail Banks

**What they are:** These are your Chases and Banks of America, plus your local banks. They do their own underwriting (in a nutshell, investigating your finances), so retail banks, especially the smaller ones, can sometimes offer lower fees and less-stringent credit requirements. If you like to have your accounts all in one place, you may want to use your own bank or credit union.

#### Who you'll work with:

You'll be assigned a loan officer, who will receive a commission or bonus for writing your loan.

### Credit Unions

**What they are:** They're not-for-profit and customer-owned, so they're not beholden to shareholders like a bank. Because of that and their not-for-profit tax status, they typically offer more personal service and lower fees. The flip side is less convenience: They have fewer branches and ATMs.



1110 Brickell Av., Ste. 430, Miami, FL 33131. ☎ +1 (305) 329-1470 📞 +1 (786) 4012534

📘 Capital Companies Group 🐦 @capitalcg777 📷 CapitalCompanies 📺 Capital Companies

And to apply for a loan, you must be a member of the credit union's community, which could be faith-, employment-, interest-, or union-based, among other things. That said, it's typically not difficult to become a member; the National Credit Union Administration's Credit Union Locator (<https://www.mycreditunion.gov>) is a tool for finding credit unions near you.

**Who you'll work with:** As with a bank, you'll be assigned a loan officer, who will receive a commission or bonus for writing your loan.

## Mortgage Banks

**What they are:** These banks, such as AimLoan and PennyMac, only offer home loans. Many online lenders like Rocket Mortgage by Quicken Loans, operate as mortgage banks.

**Who you'll work with:** A mortgage bank will assign you a loan officer, who will receive a commission or bonus from the lender's gross fees for writing your loan. An online lender is going to offer less hand-holding.

## Mortgage Brokers

**What they are:** Mortgage brokers are essentially personal home loan shoppers — they act as liaisons between home buyers and mortgage lenders to help people find the lowest rates and the best mortgage terms. They're able to get home buyers the best mortgage rates because they leverage their existing relationships with lenders — something individual home buyers can't do. By doing the heavy lifting for the borrower, the idea is that they make loan shopping more convenient — and perhaps a bit faster.

**Who you'll work with:** A mortgage broker can be an individual agent or a group of agents, who act as independent contractors. In exchange for their services, mortgage brokers typically charge a 1% to 2% fee of the loan amount, which is either paid by the borrower or the lender at closing.

Now that you're armed with the basics, you'll want to give yourself time to weigh the options about which lender, exactly, to work with.

## It Pays to Shop Around Before You Commit

Over the life of the loan, seemingly subtle differences could add up to tens of thousands of dollars. That money belongs to future you and all your dream vacations, renovations, and remodeling #goals.

**So before you choose your specific lender ...**



1110 Brickell Av., Ste. 430, Miami, FL 33131. ☎ +1 (305) 329-1470 📞 +1 (786) 4012534

📘 Capital Companies Group 🐦 @capitalcg777 📷 CapitalCompanies 📺 Capital Companies

- Thoroughly research any retail bank, credit union, mortgage bank, mortgage broker, or online option you're considering. Make sure you're clear on what they can offer you. About one in five (21%) home buyers said they regret their choice of mortgage lender, according to a recent J.D. Power survey. You're doing your homework so that won't be you.
- Interview lenders. You're aiming for a shortlist of three. (You'll see why it's three in a minute.) If you're thinking about selecting an online lender, make sure to read "Your Stress-Free Guide to Shopping for Home Loans" on page 24.
- Don't be shy about seeking advice. Survey your family, friends, and coworkers — especially the ones who are nerdy about money.
- Ask your real estate agent for a second opinion. They have experience with reputable lenders, particularly in your city or town.

Now, let's say you've narrowed your list of potential lenders to at least three candidates. The next step? Finding out whether they will give you a loan.

## You Should Seek Out a Lender's (Pre-) Approval, Too

There's a world of difference between being pre-qualified for a loan and being pre-approved. Pre-approval means you've got skin in the game. It means you're a boss. And it's proof that you can buy.

Besides being the grown-up thing to do, pre-approval puts you in a better position when you make an offer. Everyone takes you more seriously. Pre-approval provides evidence to your real estate agent and the seller (or seller's agent) that a trusted financial institution is willing to finance the purchase.

In most housing markets, sellers are going to expect you to be pre-approved when you make your offer. And when you're pre-approved, you're more likely to have your offer accepted — or at least, you won't lose out on a bid because you have to go back to the bank to get approved for a loan.

As for pre-qualification, it's an approximation and not necessary unless you have no clue about your creditworthiness and just want a snapshot.

By contrast, with a pre-approval, a lender typically goes deeper and tells you more specifically how big a loan you can get. Caution here: Just because the lender says you can take out a loan for an amount, doesn't mean you should. Consider your lifestyle and monthly budget to decide on the responsible loan amount for you.

To get pre-approved, you must also authorize a lender to pull your credit.

- **Borrowers with credit scores of 760 or higher** can typically qualify for the lowest interest rates.
- **Borrowers with credit scores below 650** may need to apply for a non-conventional mortgage, such as a Federal Housing Administration (FHA) loan — a government-backed loan that requires a minimum credit score of 580 but lets borrowers make as low as a 3.5% down payment.
- **Borrowers with credit scores below 580** can still qualify for FHA loans, but they'll have to make at least a 10% down payment. The lower the score, the tighter the requirements become.

## It Makes Good Sense to Get Pre-Approved by at Least Three Lenders

A Loan Estimate spells out a future loan's terms, including:

- The interest rate
- The length of the loan
- Estimated costs of taxes and insurance
- How interest rates and payments might change over time
- Other important financials

By comparing loan estimates, you can effectively size up your loan options and decide which lender is best for you — and your future. (If you need help navigating the details, the Consumer Financial Protection Bureau (<https://www.consumerfinance.gov>) offers a sample Loan Estimate with helpful tips and definitions.)

Getting pre-approval early in the process also gives you an edge over other buyers. Here's why:

- The amount you're approved for can help you determine your price range, and thus save time and frustration when shopping.
- It sends a signal to your agent and sellers that you're serious about buying a home.
- It'll help you move quickly to make an offer when you see a home you like.

And it's an excuse to celebrate! You now have everything you need to move ahead with that one special lender — and, at the same time, connect with an officer or broker who can help you select the home loan product that's best for you.

**So have a cocktail. Do a dance. Lay back and relax in one of those fancy sheet masks. You're a (huge) step closer to getting a new house.**



1110 Brickell Av., Ste. 430, Miami, FL 33131. ☎ +1 (305) 329-1470 📞 +1 (786) 4012534

📘 Capital Companies Group 🐦 @capitalcg777 📷 CapitalCompanies 📺 Capital Companies

# Make an Offer Like a Boss

These 10 money- and time-saving steps can help you craft a winning bid.

## Ah, the offer!

Cinematically speaking, this is the iconic moment — we'd forgive you if you imagined, say, putting a hand on your agent's shoulder and whispering (in your best Vito Corleone) that you're going to make them an offer they can't refuse.

In reality, it's not that simple (or dramatic). Your offer marks the beginning of a back-and-forth between you and the seller, typically with real estate agents advising you both.

The more intentional you are about your offer, the better your chances of making a successful bid. Follow these 10 steps, and you'll be well prepared — that's a true story. ("The Godfather" again. We couldn't resist.)

## #1 Know Your Limits

Your agent will help you craft a winning offer. You can trust your agent's advice on price, contingencies, and other terms of the deal: It's a mutually beneficial relationship. The more collaborative you are with your agent, the more quickly you'll be able to move.

But ultimately, it's you who decides what the offer will be — and you who knows what your financial and lifestyle limits are. Buying a home means mixing strong emotions with business savvy, so now is also a good time to reflect on your "musts."

- Have a top limit to your offer price because you're also saving for retirement and love beach vacations? Stick to it.
- Want a vegetable garden or to paint your home's exterior purple? Make sure your homeowners association rules permit it.
- Besides reading HOA rules, find out how much the HOA has in reserves to cover common area repairs. You don't want to be slapped unexpectedly with a special assessment.
- Want a dog-friendly community? Make sure there are no pet weight limits preventing you from cohabitating with your (extra-large) canine bestie.



1110 Brickell Av., Ste. 430, Miami, FL 33131. ☎ +1 (305) 329-1470 📞 +1 (786) 4012534

📘 Capital Companies Group 🐦 @capitalcg777 📷 CapitalCompanies 📺 Capital Companies

## #2 Learn to Speak "Contract"

Essentially, an offer is a contract. The documents and wording vary across the country.

In the spirit of due diligence, take time to review sample offer forms before you've found a house (LawDepot.com has purchase agreements for each state). If you're high-maintenance, a real estate attorney can explain the documents to you so you're familiar with their vocabulary when you're ready to pull the trigger on an offer with your agent. Your agent will have offer forms for your state.

## #3 Set Your Price

Homes always have a listing price. Think of it as the seller's opening bid in your negotiation to buy a home.

As the buyer, your offer will include an offer price. This is the first thing home sellers look at when they receive a bid.

Your agent will help you determine whether the seller's listing price is fair by running comps (or comparables), a process that involves comparing the house you're bidding on to similar properties that recently sold in the neighborhood.

Several factors can also affect your bargaining position and offer price. For example, if the home has been sitting on the market for a while, or you're in a buyer's market where supply exceeds demand, the seller may be willing to accept an offer that's below the list price. Or if the seller has already received another offer on the home, that may impact the price you're willing to offer. Your agent will help you understand the context here.

## #4 Figure Out Your Down Payment

To get a mortgage, you have to make a down payment on your loan. For conventional loans (as opposed to government loans), making a 20% down payment enables borrowers to avoid having to pay private mortgage insurance (PMI), a monthly premium that protects the lender in case the borrower defaults on the loan.

But 20% isn't always feasible — or even necessary. In fact, the median down payment was 10% in 2017, according to the National Association of REALTORS®. Your lender will help you determine what the best down payment amount is for your finances. Depending on the type of loan you get, you may even be able to put down as little as 0% on your mortgage.

You might qualify for one of the more than 2,400 down payment assistance programs nationwide. Many of them make funds available to households earning as much as 175% of area median income. In other words, middle-income households.

And the savings can be substantial: Home buyers who use down payment assistance programs save an average of \$17,766 over the life of their loan, according to real estate resource RealtyTrac. Find out more about down payment assistance programs (<https://downpaymentresource.com>) in your state.

You can use an online mortgage calculator to see how different down payments would affect your mortgage premiums and how much you'll pay in interest.

## #5 Show the Seller You're Serious: Make a Deposit

An EMD — short for earnest money deposit — is the sum of money you put down as evidence to the seller that you're serious (read: earnest) about buying the house. If the seller accepts your offer, the earnest money will go toward your down payment at closing. However, if you try to back out of the deal, you might have to forfeit the cash to the seller.

A standard EMD is 1% to 3% of the sales price of the home (so, that would be \$2,000 to \$6,000 on a \$200,000 loan). But depending on how hot the market is where you live, you may want to put down more earnest money to compete with other offers.

In most cases, the title company is responsible for holding the earnest money in an escrow account. In the event the deal falls through, the title company will disperse the funds appropriately based on the terms of the sales contract. Title companies also check for defects or liens on a seller's title to make sure it can be transferred cleanly to you.

## #6 Review the Contingency Plans

Most real estate offers include contingencies — provisions that must be met before the transaction can go through, or the buyer is entitled to walk away from the deal with their EMD.

For example, if an offer says, "This contract is contingent upon a home inspection," the buyer has a set number of days after the offer is accepted to do an inspection of the property with a licensed or certified home inspector.

If something is wrong with the house, the buyer can request the seller to make repairs. But most repairs are negotiable; the seller may agree to some, but say no to others. Or the seller can offer a price reduction, or a credit at closing, based on the cost of the repairs. This is where your real estate agent can offer real value and counsel on what you should ask the seller to fix.

Just remember to keep your eye on the big picture. If you and the seller are bickering over a \$500 repair to the hardwood floors, keep in mind that's a drop in the bucket in relation to the size of the bid.



1110 Brickell Av., Ste. 430, Miami, FL 33131. ☎ +1 (305) 329-1470 📞 +1 (786) 4012534

📘 Capital Companies Group 🐦 @capitalcg777 📷 CapitalCompanies 📺 Capital Companies

In addition to the aforementioned home inspection contingency, other common contingencies include:

- **A financing contingency**, which gives home buyers a specified amount of time to get a loan that will cover the mortgage.
- **An appraisal contingency**, where a third-party appraiser hired by the lender evaluates the fair-market value of the home to ensure the home is worth enough money to serve as collateral for the value of the mortgage.
- **A clear title contingency**, where the buyer's title company verifies that the seller is the sole owner of the property and can legally convey ownership to the buyer.
- **A home sale contingency**, where the transaction is dependent on the sale of the buyer's current home.

Although contingencies can offer protection to buyers, they can also make offers less appealing to the seller because they give buyers legal ways to back out of the sale without any financial repercussions. So, if you're going up against multiple offers, making an offer with fewer contingencies can potentially give you an edge over the competition.

In other words: A chill offer is an attractive offer. But keep in mind you have to be comfortable with the risks that come with this strategy. If you don't have a financing contingency, for example, and you can't get a mortgage, you'd likely lose your earnest money deposit since you're on the hook. (An outcome that's decidedly un-chill for you.)

## #7 Read the Fine Print About the Property

The sales contract states key information about the property, such as the address, tax ID, and the types of utilities: public water or private well, gas or electric heating, and so on. It also includes a section that specifies what personal property and fixtures the seller agrees to leave behind, like appliances, lighting fixtures, and window shades. The seller provides prospective buyers with a list of these items before they submit an offer. This can be another area of negotiation.

Carefully reviewing the property description also helps you know, for example, if the seller plans to take that unattached kitchen island with them when they move. (Stranger things have happened.)

## #8 Make a Date to Settle

The sales contract you submit to the seller must include a proposed settlement date, which confirms when the transaction will be finalized. The clock starts as soon as the purchase agreement is signed. If you don't close on time, the party that's responsible for the delay may have to pay the other party compensation in the form of "penalty interest" at a predetermined rate.



1110 Brickell Av., Ste. 430, Miami, FL 33131. ☎ +1 (305) 329-1470 📞 +1 (786) 4012534

📘 Capital Companies Group 🐦 @capitalcg777 📷 CapitalCompanies 📺 Capital Companies

A 30- to 60-day settlement period is common because it gives the typical home buyer time to complete a title search and obtain mortgage approval, but settlement periods can vary. Some sellers, for example, prefer a longer period so they have more time to move or look for their next house. Being flexible, with respect to the closing date, could give you more negotiating power in another area of the deal.

One thing that's the same no matter where you live is that you'll have a three-day period prior to settlement to review the Closing Disclosure, or CD — a five-page form that states your final loan terms and closing costs.

Once the sales contract is signed, the parties can change the settlement date if they both sign an addendum specifying the new day.



## #9 Write a Fan Letter to the Seller

Want to make a truly compelling offer? Pull on the seller's heartstrings by attaching a personal letter to the bid documents. Tell a compelling story about your family and your connection to the area. Get deep about your roots.

Also, sincere flattery can go a long way. Compliment the seller on how their kitchen renovation looks Apartment Therapy-worthy, for instance, or how the succulents in their landscaping remind you of a resort in Palm Springs.

Your agent can help you gather background on the sellers (e.g., are they crazy about their labradoodle, like you are about yours? Did they run a small business from the home, like you dream of doing?). And you should — of course — refer to information you gleaned during the open house or private showing. Use this intel to write a message that really speaks to the seller, and it may very well seal the deal.

## #10 Brace Yourself for a Counteroffer

If you're making a lowball bid or going up against multiple offers, the seller may decide to make you a counteroffer — a purchase agreement with new terms, such as a higher sales price or fewer contingencies. At that point, it's up to you to accept the new contract, make your own counteroffer to the sellers, or walk away.

**Don't panic: The next part of our guide walks you through the counteroffer process, and it offers strategies to give you more negotiating power.**

## 8 SIMPLE RULES FOR

# Negotiating Your Offer and Getting That House

You and your agent are going to use everything you've learned to seal the deal.

### Here's the dream:

Your offer is perfect, you don't need to negotiate, and you can spend the next few weeks addressing more pressing home-ownership questions, like "Why is it called wainscoting?" and "Do I want a new couch in blush or emerald green?"

And it could happen. Many sellers accept the best offer they receive, and for a variety of reasons.

But sellers are also known to reject offers for a variety of reasons. Or make counteroffers. This is especially likely if you bid low, or when you're up against multiple competing offers.

If you do receive a counteroffer, it's up to you to decide whether you want to accept the new contract, negotiate the terms, or walk away.

In cases such as these, look to your agent. He or she is your spirit guide. If you decide you want to negotiate — that is, make a counteroffer to the seller's counteroffer — your agent will use their negotiating skills to help get you the best deal. This is what agents do every day.

But you're not just going to sit there. If you understand what negotiating tactics your agent may deploy — they depend on the local market and your position — you can back them up. And cheer them on.

**Here are eight rules every buyer should know before they — and their agent — start negotiating:**

### #1 Act Fast — Like, Now

When you receive a counteroffer, you should respond quickly — ideally within 24 hours. The longer you wait, the more space you leave for another buyer to swoop in and nab the property. Also? If a seller senses hesitation, they may decide to withdraw their counteroffer before you even have a chance to respond.



1110 Brickell Av., Ste. 430, Miami, FL 33131. ☎ +1 (305) 329-1470 📞 +1 (786) 4012534

📘 Capital Companies Group 🐦 @capitalcg777 📷 CapitalCompanies 📺 Capital Companies

## #2 Raise Your Price (Within Reason)

While you obviously don't want to overpay for a house, you may have to up the ante — especially if you initially made a lowball offer. Lean on your agent's expertise to determine how much money you should add to the sales price to make it more enticing to the seller.

Then, through their powers of persuasion, your agent can make the counteroffer look even more attractive by pointing out similarly priced “comps” — recently sold homes in your area that are comparable in terms of square footage and features.

As your agent negotiates, it can feel like things are escalating quickly. It's stressful. You may feel a sudden urge to do whatever it takes to win.

**Before you go overboard, there are two things you must keep in mind:**

1. You can't exceed the monetary confines of the pre-approved mortgage you received from your lender.
2. You shouldn't overextend your budget.

Because your counteroffer has to be an amount you're comfortable spending on a home. You want that new house and to keep living your life. Plus: You're not out of options yet.

## #3 Increase Your Earnest Money Deposit

Increasing your earnest money deposit (EMD) — the sum of money you put down to prove to the seller you're serious (i.e., “earnest”) about buying the house — is another way to show the seller you have more skin in the game. A standard EMD is typically 1% to 3% of the sales price of the home. Making a counteroffer with a 3% to 4% deposit could be what you need to persuade the seller to side with you.

## #4 Demonstrate Patience About Taking Possession

Depending on the seller's timetable, changing your proposed possession date — the date you take over the property — could butter them up, too. If the seller wants to stay in the home for a few days after closing, try offering a later possession date. You could also draw up a “rent-back” agreement, meaning the seller pays you rent for staying in the home for a set period of time after the closing date.

## #5 Let Go of a Few Contingencies — With Care

Want to give your counteroffer an even bigger boost?



1110 Brickell Av., Ste. 430, Miami, FL 33131. ☎ +1 (305) 329-1470 📞 +1 (786) 4012534

📘 Capital Companies Group 🐦 @capitalcg777 📷 CapitalCompanies 📺 Capital Companies

Reduce the number of contingencies you're asking for. It's your way of saying, "Hey, look, I have fewer ways to back out," which gives the seller more reassurance that the deal will close.

But be selective: Some contingencies are too important to give up. A home-inspection contingency — the right to have a home inspection and request repairs — gives you an out if you spot major problems with the home (and protects you from buying a total money pit).

You might waive a termite inspection if you're in a state where the risk is lower.

But ultimately, waiving contingencies depends on your market, your loan program requirements, your risk tolerance, and the circumstances of the house in question. And if you waive contingencies and then you find a problem, the seller isn't responsible for fixing it.



## #6 Ask for Fewer Concessions

At a mortgage settlement, home buyers have to pay closing costs for taxes, lender's fees, and title company fees. Closing costs vary by location, but you can expect to shell out between 3% and 4% of the home's sales price. The seller pays an additional 1% to 3%. (SmartAsset.com and Nerdwallet.com have simple calculators you can use to get a rough idea of what your closing costs might be.)

When making an initial offer, you have the option to ask the seller for concessions — a settlement paid in cash to help you offset your share of the closing costs. (This move is less feasible if you're going up against multiple offers.)

Concessions effectively lower the seller's net proceeds from the sale. Making a counteroffer that removes the concessions you would have otherwise received at settlement puts cash back in the seller's pocket — and can improve your bid.

## #7 Pick Up the Cost of the Home Warranty

Sometimes sellers offer prospective buyers a home warranty. This is a plan that covers the cost of repairing major home appliances and systems, like the air conditioner or hot water heater, if they break down within a certain period (typically a year after closing).

A basic home warranty costs about \$300 to \$600 a year, according to Angie's List. If it seems like waiving the home warranty can sweeten negotiations, but you still want the peace of mind of having one, tell the seller they don't need to cover it — then buy it yourself.

Just keep in mind, whether you or the seller buy the warranty, you'll need to pay the service fee (typically between \$50 and \$100) if something does, indeed, need to be repaired while under warranty.

Also, FYI: A home warranty is entirely separate from homeowners insurance. Homeowners insurance — the security blanket that covers your home's structure and possessions in the event of a fire, storm, flood, or other accident — is required if you take out a mortgage. It can cost anywhere from \$300 to \$1,000 per year.

## #8 Know When to Walk

When negotiating with a seller, trust your gut — and your agent. If he or she says a deal is bad for you: Listen.

And if you don't want to make any more trade-offs — and the seller won't budge — it's smart to walk. That can be a tough decision to make, and rightfully so! Negotiating is tough. It's draining.

And losing something you've worked hard to get can be disappointing. But don't worry. There's a better deal for you out there. And after those strong feelings of frustration pass, you'll realize:

**Now I know how to do this.**



1110 Brickell Av., Ste. 430, Miami, FL 33131. ☎ +1 (305) 329-1470 📞 +1 (786) 4012534

📘 Capital Companies Group 🐦 @capitalcg777 📷 CapitalCompanies 📺 Capital Companies

## WHAT TO EXPECT

# During a Home Inspection

From finding an inspector to dealing with surprises — this is your guide to getting a house checked out.

## The first thing you need to know about home inspection: You'll feel all the feels.

There's the excitement — the inspection could be the longest time you're in the house, after the showing. Right behind that comes ... anxiety. What if the inspector finds something wrong? So wrong you can't buy the house?

Then there's impatience. Seriously, is this whole home-buying process over yet?

Not yet. But you're close. So take a deep breath. Because the most important thing to know about home inspection: It's just too good for you, as a buyer, to skip. Here's why.

## A Home Inspector Is Your Protector

An inspector helps you make sure a house isn't hiding anything before you commit for the long haul. (Think about it this way: You wouldn't even get coffee with a stranger without checking out their history.)

A home inspector identifies any reasonably discoverable problems with the house (a leaky roof, faulty plumbing, etc.). Hiring an inspector is you doing your due diligence. To find a good one (more on how to do that soon), it helps to have an understanding of what the typical home inspection entails.

## An inspection is all about lists.

Before an inspection, the home inspector will review the seller's property disclosure statement. (Each state has its own requirements for what sellers must disclose on these forms; some have stronger requirements than others.) The statement lists any flaws the seller is aware of that could negatively affect the home's value.

## The disclosure comes in the form of an outline, covering such things as:

- Mold
- Pest infestation
- Roof leaks
- Foundation damage
- Other problems, depending on what your state mandates.

During the inspection, an inspector has three tasks -- to:

1. Identify problems that he or she can see
2. Suggest fixes
3. Prepare a written report, usually with photos, noting observed defects

This report is critical to you and your agent — it's what you'll use to request repairs from the seller. (We'll get into how you'll do that in a minute, too.)

## The Inspector Won't Check Everything

Generally, inspectors only examine houses for problems that can be seen with the naked eye. They won't be tearing down walls or using magical X-ray vision, to find hidden faults.

Inspectors also won't put themselves in danger. If a roof is too high or steep, for example, they won't climb up to check for missing or damaged shingles. They'll use binoculars to examine it instead.

They can't predict the future, either. While an inspector can give you a rough idea of how many more years that roof will hold up, he or she can't tell you exactly when it will need to be replaced.

Finally, home inspectors are often generalists. A basic inspection doesn't routinely include a thorough evaluation of:

- Swimming pools
- Wells
- Septic systems
- Structural engineering work
- The ground beneath a home
- Fireplaces and chimneys

When it comes to wood-burning fireplaces, for instance, most inspectors will open and close dampers to make sure they're working, check chimneys for obstructions like birds' nests, and note if they believe there's reason to pursue a more thorough safety inspection.

If you're concerned about the safety of a fireplace, you can hire a certified chimney inspector for about \$125 to \$325 per chimney; find one through the Chimney Safety Institute of America (<https://www.csia.org>).



1110 Brickell Av., Ste. 430, Miami, FL 33131. ☎ +1 (305) 329-1470 📞 +1 (786) 4012534

📘 Capital Companies Group 🐦 @capitalcg777 📷 CapitalCompanies 📺 Capital Companies

## It's Your Job to Check the Inspector

Now you're ready to connect with someone who's a pro at doing all of the above. Here's where — once again — your real estate agent has your back. He or she can recommend reputable home inspectors to you.

In addition to getting recommendations (friends and relatives are handy for those, too), you can rely on online resources such as the American Society of Home Inspectors' (ASHI) Find a Home Inspector tool (<https://www.homeinspector.org/>), which lets you search by address, metro area, or neighborhood.

You'll want to interview at least three inspectors before deciding whom to hire. During each chat, ask questions such as:

- **Are you licensed or certified?** Inspector certifications vary, based on where you live. Not every state requires home inspectors to be licensed, and licenses can indicate different degrees of expertise.
- **How long have you been in the business?** Look for someone with at least five years of experience — it indicates more homes inspected.
- **How much do you charge?** The average home inspection costs about \$315. For condos and homes under 1,000 square feet, the average cost is \$200. Homes over 2,000 square feet can run \$400 or more. (Figures are according to HomeAdvisor.com.)
- **What do you check, exactly?** Know what you're getting for your money.
- **What don't you check, specifically?** Some home inspectors are more thorough than others.
- **How soon after the inspection will I receive my report?** Home inspection contingencies require you to complete the inspection within a certain period of time after the offer is accepted — normally five to seven days — so you're on a set timetable. A good home inspector will provide you with the report within 24 hours after the inspection.
- **May I see a sample report?** This will help you gauge how detailed the inspector is and how he or she explains problems.

Sometimes you can find online reviews of inspectors on sites like Angie's List and Yelp, too, if past clients' feedback is helpful in making your decision.




1110 Brickell Av., Ste. 430, Miami, FL 33131. ☎ +1 (305) 329-1470 📞 +1 (786) 4012534

📘 Capital Companies Group 🐦 @capitalcg777 📷 CapitalCompanies 📺 Capital Companies

## Show Up for Inspection (and Bring Your Agent)

It's inspection day, and the honor of your — and your agent's — presence is not required, but highly recommended. Even though you'll receive a report summarizing the findings later on, being there gives you a chance to ask questions, and to learn the inner workings of the home.

Block out two to three hours for the inspection. The inspector will survey the property from top to bottom. This includes checking water pressure; leaks in the attic, plumbing, etc.; if door and window frames are straight (if not, it could be a sign of a structural issue); if electrical wiring is up to code; if smoke and carbon monoxide detectors are working; if appliances work properly. Outside, he or she will look at things like siding, fencing, and drainage.



## Get Ready to Negotiate

Once you receive the inspector's report, review it with your agent.

Legally, sellers are required to make certain repairs. These can vary depending on

location. Most sales contracts require the seller to fix:

- Structural defects
- Building code violations
- Safety issues

Most home repairs, however, are negotiable. Be prepared to pick your battles: Minor issues, like a cracked switchplate or loose kitchen faucet, are easy and cheap to fix on your own. You don't want to start nickel-and-dime the seller.

If there are major issues with the house, your agent can submit a formal request for repairs that includes a copy of the inspection report. Repair requests should be as specific as possible. For instance: Instead of saying "repair broken windows," a request should say "replace broken window glass in master bathroom."



1110 Brickell Av., Ste. 430, Miami, FL 33131. ☎ +1 (305) 329-1470 📞 +1 (786) 4012534

📘 Capital Companies Group 🐦 @capitalcg777 📷 CapitalCompanies 📺 Capital Companies

**If the seller agrees to make all of your repair requests:**

He or she must provide you with invoices from a licensed contractor stating that the repairs were made. Then it's full steam ahead toward the sale.

**If the seller responds to your repair requests with a counteroffer:**

He or she will state which repairs (or credits at closing) he or she is willing to make. The ball is in your court to either agree, counter the seller's counteroffer, or void the transaction.

At the end of the day, remember to check in with yourself to see how you're feeling about all of this. You need to be realistic about how much repair work you'd be taking on. At this point in the sale, there's a lot of pressure from all parties to move into the close. But if you don't feel comfortable, speak up.

The most important things to remember during the home inspection? Trust your inspector, trust your gut, and lean on your agent — they likely have a lot of experience to support your decision-making.

**That's something to feel good about.**

**HEY, BUYERS:**

# These Home Appraisal Tips Are for You

What to expect, when to negotiate, and how to deal when things don't go your way.

## Most people have deeply personal reasons for wanting to buy a home.

Maybe it's the bathroom that feels like a dreamy, modern spa. Or that two-tiered deck just made for parties.

Your lender doesn't care about the freestanding tub. Or the built-in outdoor fire pit. Their only concern is that the house you buy is worth as much as the value of your mortgage.

To them, a house isn't a home. It's collateral. (Harsh, but true.) If someday, for some reason, you can't make your mortgage payments, the lender can foreclose on the home and sell it to recoup all or some of its costs. (Even harsher, but also true.)

For that reason, a home must be valued at, or above, the agreed-upon purchase price, and this has to happen before you can close on a house. That's where a home appraiser comes in.

## A Home Appraiser Is Neutral (Like Switzerland)

After you sign a home purchase agreement (the contract between you and the seller about the terms of the pending sale), and before your lender approves your loan, the home you're buying must pass an appraisal — an assessment of the property's value by an unbiased third party: the appraiser.

An appraiser is a state-licensed or -certified professional. Their job is to assess an opinion of value — how much a house is worth. The appraiser is on no one's side. They don't represent you or the seller; instead, this person is a contractor chosen by your lender through an appraisal management company (AMC), a separate, neutral entity that maintains a roster of appraisers.

Appraisers survey a house in person, using five main criteria to determine the value of a home:

- Location
- Age
- Condition
- Additions or renovations
- Recent sales of comparable homes

## Be Prepared to Pay for the Appraisal — or to Negotiate

Generally speaking, the home buyer is responsible for paying for the appraisal — and the fee is typically wrapped into your closing costs. However, who pays for appraisal is negotiable. It never hurts to see if the seller is willing to cover it.

How much money are we talking about? **The average professional home appraisal will run between \$287 and \$373**, according to estimates by the home-professionals resource HomeAdvisor.com. Costs can vary depending on the square footage and quirks of the house, with higher appraisal prices for larger or more unique homes.

## Appraisals Take a While, So Be Patient

Typically, a purchase agreement has a “home appraisal contingency” requiring that the appraisal be completed within 14 days of the sales contract being signed. Because it takes appraisers some time to visit your house and write a report — up to a week, or longer in a busy housing market — your lender will order the appraisal immediately after you sign the purchase agreement.

## So, You Have a Valuation. Here’s What It Means — and What to Do Next

When the appraisal is finished, the appraiser issues a written report with his or her opinion of the value of the home. To produce the report, they use their analysis of the property and data from comparable homes, as well as review the purchase offer. The report will outline their methodology and also include photographs that they’ve taken of the property, inside and out.

You and your lender will both receive a copy of the report. Three things could happen next:

- **If the appraiser’s valuation matches the price you and the seller agreed to for the home:** Your lender will proceed to underwrite your loan. Great news: This is the final step in your loan-getting process!
- **If the appraiser’s valuation is higher than what you’re paying for the home:** Congratulations! You’ve gained immediate equity. How, you ask? Let’s say, for example, you’re paying \$200,000 for the house. If the appraiser says it’s worth \$250,000 — jackpot. That’s an instant \$50,000 in equity. (Keep in mind, this is very rare.)
- **If the appraisal is lower than what you’ve agreed to pay for the home:** Your lender won’t give you a loan for more than the appraised value. If you and the seller agreed on \$200,000, for example, but the appraisal is \$190,000, that creates a \$10,000 shortfall. So what happens next?

Don’t despair — not yet. If you’re faced with a low appraisal, there are several ways the deal can still go through.



1110 Brickell Av., Ste. 430, Miami, FL 33131. ☎ +1 (305) 329-1470 📞 +1 (786) 4012534

📘 Capital Companies Group 🐦 @capitalcg777 📷 CapitalCompanies 📺 Capital Companies

## If an Appraisal Is Low, You Can Still Make It Work

Before we talk strategy, some reasons why appraisals come in lower than expected:

- The seller overvalued the price of the home.
- The appraiser isn't familiar with the neighborhood.
- The appraiser overlooked pending sales data.
- The appraiser had trouble finding comparable homes, or missed comparable homes, so they compared your home with properties outside the neighborhood.
- Home prices in the area are changing so fast that the listing agent's price no longer reflects the market.
- The appraiser rushed the job.

If the appraisal comes in low, your agent will offer recommendations about how to proceed. In general, **your best strategy is to persuade the seller to lower the sales price, or to split the difference between the home's appraised value and the price with you.** This is when you can rely on your agent — and their negotiating skills — to go to bat for you.

**You can also appeal the appraisal assessment.** You'll work with your agent to research comparable homes that support the sales price you agreed upon with the seller and present this information to your lender, who will forward it to the appraiser for a re-evaluation of the home's value. Ultimately, though, it's up to the appraiser to decide whether to revise their valuation of the property.

Alternately, **you can ask your lender for a second appraisal,** though there are caveats:

You'll have to pay for it out of pocket (or persuade the seller to foot the bill). You're more likely able to challenge an appraisal for a conventional loan than a government loan. And you'd need solid facts to back it up in either case. There's no guarantee that it will be higher and meet the sales price.

The last option: **You can come up with the cash yourself to cover the difference between the home's price and the appraised value.**

If you don't want to take that route (and who could blame you?), a purchase agreement's home appraisal contingency gives you the ability to walk away from the deal scot-free, and with your earnest money deposit in hand.

**But today, let's assume it all works out.**

**With the appraisal behind you, you'll be one step closer to closing on that house.**



1110 Brickell Av., Ste. 430, Miami, FL 33131. ☎ +1 (305) 329-1470 📞 +1 (786) 4012534

📘 Capital Companies Group 🐦 @capitalcg777 📷 CapitalCompanies 📺 Capital Companies

## IN CLOSING:

# How to Seal the Home-Buying Deal

Sign that paperwork. Write those checks. Get those keys!

**The closing. It all comes down to this. The grand finale.**

**Once you have the keys, the house is yours. (Cue: Air horn sound!)**

Nice work getting this far. You're almost a homeowner! Let's run through some questions you may have as you cross the finish line.

## What Does "Closing" Mean?

The close or settlement is when you sign the final ownership and insurance paperwork and get the home's keys.

The closing process technically begins when you have signed a purchase and sale agreement. That agreement should specify a closing date. Typically — from the signing date to the closing date — closing takes four to six weeks. During this time, purchasing funds are held in escrow, where your money is safe until the deal is officially done.

## What's a Closing Disclosure?

Lenders must provide borrowers with a Closing Disclosure, or CD, at least three days before settlement. This form is a statement of your final loan terms and closing costs.

You have three days to review the CD. Compare it to the Loan Estimate you received shortly after you applied for the loan. For info on Closing Disclosures and Loan Estimates and to find sample forms, visit: (<https://www.consumerfinance.gov>.)

The point of this formal review process is to ensure there are no surprises at the closing table. If there's a significant discrepancy between the Loan Estimate and CD, notify your lender and title company immediately. Depending on what the underlying issue is, the closing has to stop and a new closing disclosure must be sent out with a new three-day review period.

There are a couple things on the LE that can't change by the time you get the CD — namely interest rate and lender fees.

Some items can change by only 10% (fees paid to local government to record the mortgage might be one); and others can change without limit, like prepaid interest, because it can't be predicted at the start of the loan process.

## When Will the Final Walk-Through Happen?

Most real estate sale contracts allow the buyer to walk through the home within 24 hours of settlement to check the property's condition. During this final inspection, which usually takes about an hour, you and your agent will make sure any repair work that the seller agreed to make has been completed.

**During the walk-through, you'll also double-check that everything in the house is in good working order.**

Be sure to:

- Run water in all the faucets and check for leaks under sinks.
- Test appliances.
- Check the garage door opener.
- Flush toilets.
- Open and close all doors.
- Run the garbage disposal and exhaust fans.

If the home is in good shape — woo-hoo! Your next stop is the closing table.

If anything is amiss, your agent will contact the listing agent and, in most cases, negotiate to get the seller to compensate you at closing — typically in the form of a personal check — for the costs of fixing the problems yourself.

Worst-case scenario: You have to delay closing to resolve problems. In the unlikely event that happens, your agent will help you address the issue.

## Who's Invited to The Closing?

Certain people will be there. Who, exactly, depends on your state. Typically, you will be joined by:

- Your agent
- The seller
- The seller's agent
- A title company representative
- Your loan officer
- Any real estate attorneys involved in the transaction



1110 Brickell Av., Ste. 430, Miami, FL 33131. ☎ +1 (305) 329-1470 📞 +1 (786) 4012534

📘 Capital Companies Group 🐦 @capitalcg777 📷 CapitalCompanies 📺 Capital Companies

The closing usually takes place at the title company, attorney's office, or the buyer's or seller's agent's real estate office. FYI: Some states, like California, don't require an in-person, sit-down closing because they've enacted legislation that allows for electronic closings with remote notaries.

Nonetheless, as the home buyer, you'll have to sign what might seem like a mountain of paperwork — including the deed of trust, promissory note (promising the lender you'll pay back the loan), and other documents. That cramp in your wrist will be worth it once everything is done.

## How Much Will I Pay for Closing Costs?

If you've heard people vent frustration with the process of buying a home, then you've likely heard complaints about unexpected costs at closing. Let's unpack what you should expect so you're not surprised, too.

Closing costs can vary widely by location and your home's purchase price. Costs are split between you and the seller, but as the buyer you'll cover the lion's share. You can generally expect your closing costs to be 3% to 4% of the home's sales price. So, on a \$300,000 home, you can pay anywhere from \$9,000 to \$12,000 in closing costs. (Meanwhile, the seller typically pays closing costs of 1% to 3% of the sales price.)

You can try to predict closing costs with calculators like Nerdwallet's, which lets you plug in your mortgage details to get a rough estimate of what your costs will be.

Closing fees often include (but are not limited to):

- Commission for the buyer's agent and seller's agent
- A loan application fee
- An origination fee, which lenders charge for processing your loan
- The appraisal fee
- A fee for pulling your credit report
- An underwriting fee, which covers the lender's costs of researching whether to approve you for the loan
- A title search fee
- Property taxes, which are due within 60 days of the purchase
- A recording fee for filing a public land record with the

courthouse These fees are a bummer.

The bright side: Almost all of them are one-time deals.



1110 Brickell Av., Ste. 430, Miami, FL 33131. ☎ +1 (305) 329-1470 📞 +1 (786) 4012534

📘 Capital Companies Group 🐦 @capitalcg777 📷 CapitalCompanies 📺 Capital Companies

## What Should I Bring? (Other than Champagne?)

At the closing you should have:

- A government-issued photo ID
- A copy of the ratified sales contract
- A homeowner's insurance certificate
- Proof of flood insurance, if you're buying a home in a flood zone
- A cashier's check, or proof of wire transfer, to cover the remainder of the down payment and your closing costs

Also, talk to your attorney about anything else you might need to bring depending on your state or personal circumstances (such as a separation or divorce decree, should your relationship status affect the closing).



## What Is Title Insurance and Why Do I Need It?

Every lender requires borrowers to purchase title insurance — a policy that protects you and the lender from outside claims of ownership of the property. Wait, you may be asking, some random person could show up and claim they own the house? Sounds crazy, but it happens.

Let's say a previous owner didn't pay all of their property taxes. Because those taxes remain against the property, the taxing entity could potentially take your home if you don't have a "clean" title. Title insurance also protects you from ownership claims over liens, fraudulent claims from previous owners, clerical problems in courthouse documents, or forged signatures.

The title company will perform a comprehensive search of deeds, wills, trusts, and public records to trace the property's history and verify that you're becoming the rightful sole owner of the property.

Typically, lenders have a preferred title company they work with, but it's ultimately the buyer's decision as to which title company to use. Your agent could offer a few referrals.

### Title insurance comes in two forms:

1. **Lender's title insurance**, which (no surprise) protects the lender. It's required.
2. **Owner's title insurance**, which protects you. It's optional but recommended because it covers your interest in the property. If the insurance company loses a battle over the title in the future but you purchased owner's title insurance, you're fully protected. Owner's title insurance will also cover your legal fees if you have to defend your ownership rights in court.



1110 Brickell Av., Ste. 430, Miami, FL 33131. ☎ +1 (305) 329-1470 📞 +1 (786) 4012534

📘 Capital Companies Group 🐦 @capitalcg777 📷 CapitalCompanies 📺 Capital Companies

Unlike most insurance policies, such as homeowner's insurance, car insurance, and life insurance, title insurance is paid as a one-time fee at closing. The average cost of title insurance is about \$544 for the lender's policy and about \$830 for the homeowner's policy, according to ValuePenguin data. However, costs can vary significantly depending on the home you're buying, where it's located, and how much legwork the title company has to perform.

## What If There are Last-Minute Issues? Should I Panic?

For your loan to be approved, it has to go through underwriting. The underwriter's job is to validate all of your financials — confirming that your income, credit, and debt haven't changed since you were pre-approved for the loan — as well as to review the property's characteristics and appraisal. If everything checks out, your mortgage will be approved.

If something goes wrong during underwriting though, you'll have to address the problem before you can close on the home. Let's say your credit score dropped because you recently purchased a car with an auto loan, or maxed out your credit cards. This isn't necessarily dire, but you may need to delay closing as you work with your lender to take steps to raise your score. (Also, for that reason, it's a good idea to hold off on big purchases, avoid overusing a credit line, and doing really anything that could result in a credit inquiry until after the closing.)

## OK — Can I Celebrate Now?

If you've made it through close ... YES! Once you've climbed that mountain of paperwork and have those keys in your hands, you now officially, finally own a home.

Congratulations! You put in a lot of hard work — including to build relationships with your agent, your lender, and other experts along the way.

**Now it's time to start investing in other relationships.**

**Like with your new neighbors :)**



1110 Brickell Av., Ste. 430, Miami, FL 33131. ☎ +1 (305) 329-1470 📞 +1 (786) 4012534

📘 Capital Companies Group 🐦 @capitalcg777 📷 CapitalCompanies 📺 Capital Companies