



# Vessel Conformance You Can See



**LVIS**<sup>®</sup> *Jr.*  
Intraluminal Support Device



**LVIS**<sup>®</sup>

Intraluminal Support Device

CHAPLA


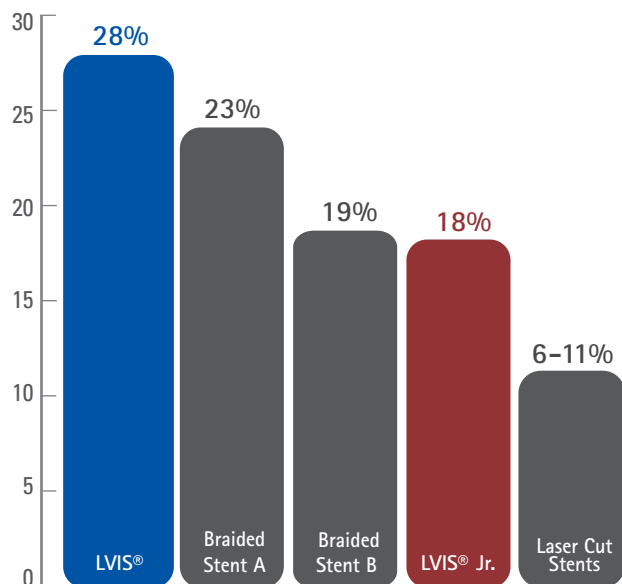


MicroVention<sup>®</sup>  
TERUMO

# High Neck Coverage<sup>1</sup>

The LVIS<sup>®</sup> and LVIS<sup>®</sup> Jr. Devices provide a high level of neck coverage.<sup>1</sup>

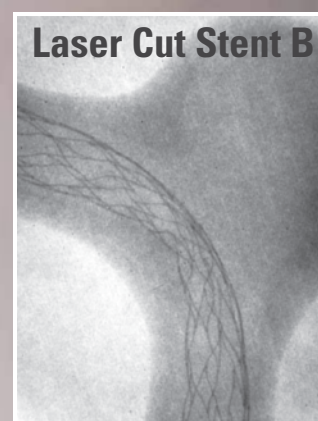
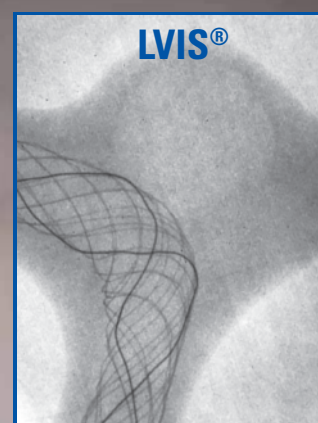
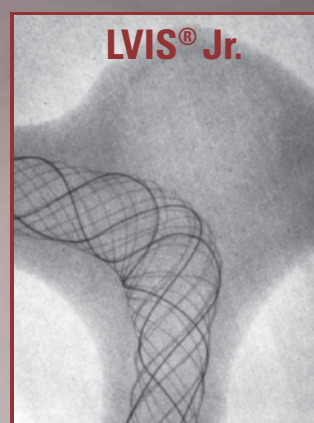
- ◆ Excellent support for the coil mass<sup>1</sup>
- ◆ Works well with small finishing coils
- ◆ Works well in wide-necked and blister aneurysms



## Vessel Conformance You Can See vs. Laser Cut Stents

The LVIS<sup>®</sup> and LVIS<sup>®</sup> Jr. Devices offer greater conformance<sup>2</sup> to the vessel wall than the laser cut stents, minimizing obstruction of the parent vessel.

- ◆ Braided design allows LVIS<sup>®</sup> and LVIS<sup>®</sup> Jr. Stents to expand to the vessel wall better than laser cut stents
- ◆ Ability to visualize the entire stent body helps ensure the stent is apposed to the vessel wall
- ◆ Ability to alter mesh density and increase neck coverage in bifurcation aneurysms may allow use of a single stent in many cases





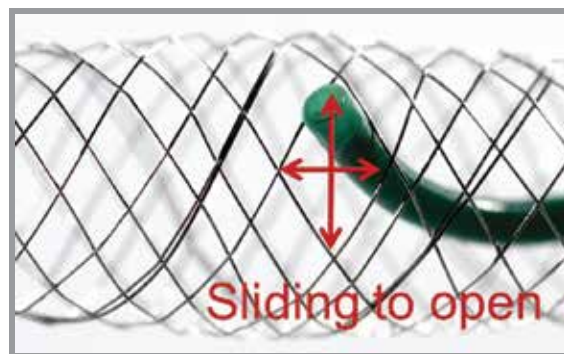
# Versatility and Easy to Control

## Coil Assist Stent Delivery Catheters

STENT	DELIVERY CATHETER	CATHETER ID	CATHETER DISTAL OD	CATHETER PROXIMAL OD
LVIS® Jr.	Headway® 17	0.017"	1.7F	2.4F
LVIS®	Headway® 21	0.021"	2.0F	2.5F
Neuroform Atlas™	SL-10™ XT-17™	0.0165"	1.7F	2.4F
		0.017"	1.7F	2.4F
NeuroForm EZ®	XT-27™	0.027"	2.7F	2.9F
Enterprise™	Prowler® Select Plus	0.021"	2.3F	2.7F
Solitaire™	Rebar™ 18	0.021"	2.4F	2.8F
Leo™ + 3.5	Vasco+21	0.0236"	2.4F	3.1F
Leo™ + 4.5	Vasco+25	0.0283"	3.0F	3.3F
Leo™ + 5.5	Vasco+28	0.0323"	3.3F	3.4F

The LVIS® and LVIS® Jr. Devices provide many options during stent assisted coiling procedures. Deliver through low profile catheters, visualize the stent as it is deployed, change the mesh density, and more.

- ◆ Easily navigate to smaller vessels by delivering LVIS® and LVIS® Jr. Stents through low profile delivery systems, Headway® 21 & 17 Microcatheters
- ◆ Braided design allows wires to slide, enabling expansion of individual stent cells for easier delivery of coils

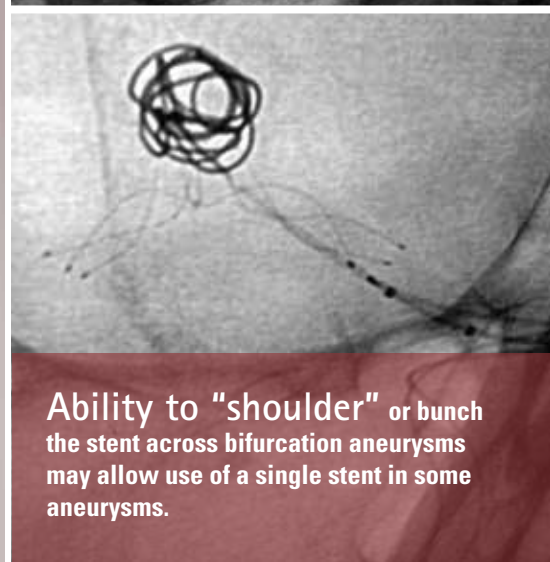
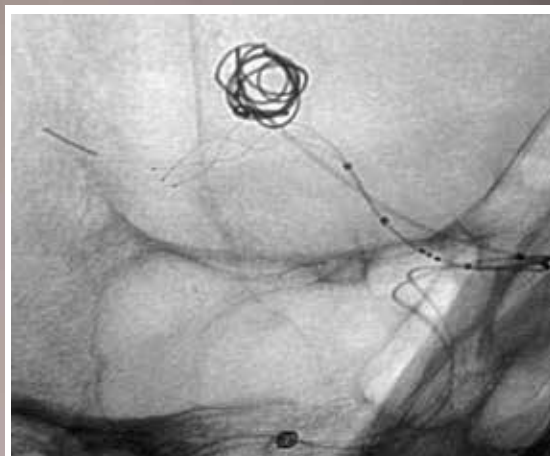
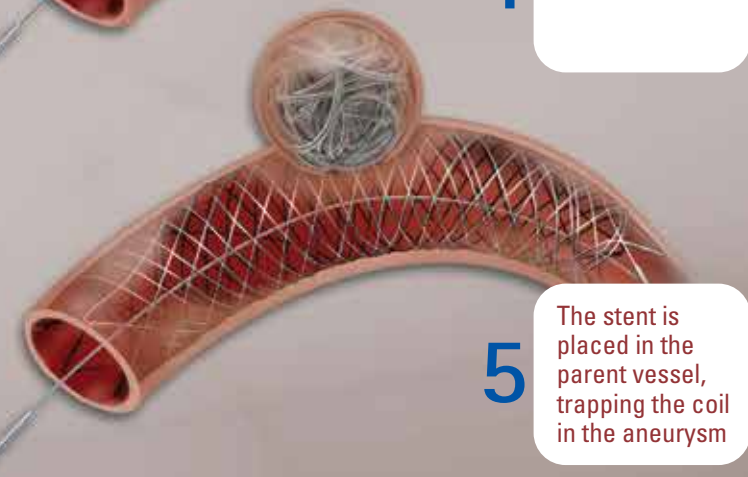
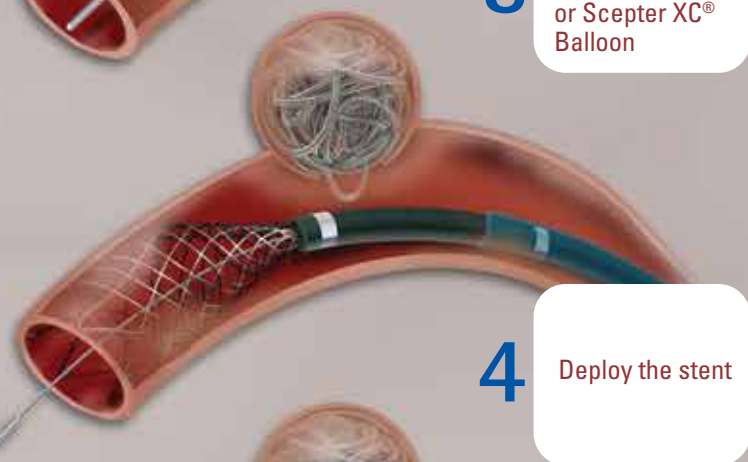
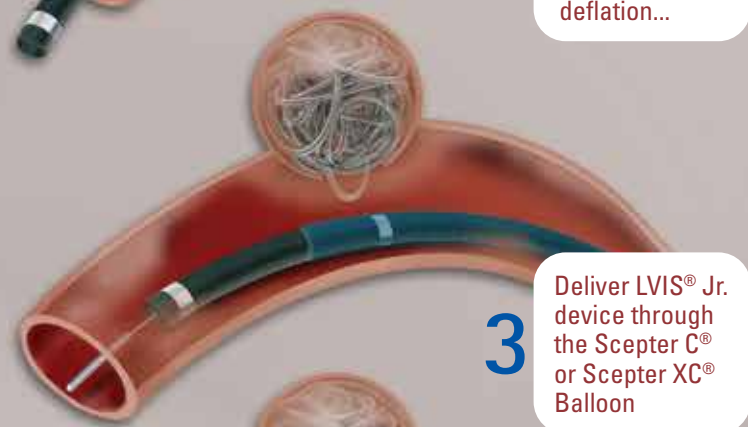
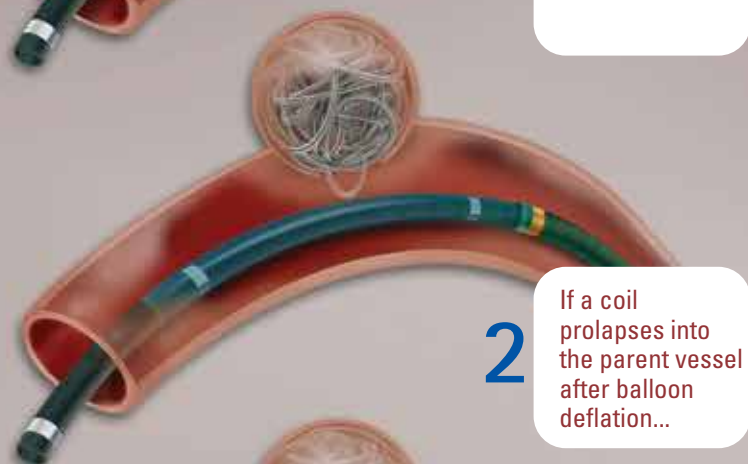


- ◆ Retrievability increases confidence to attain the desired landing zones. At least 3mm of stent must remain in the microcatheter to resheath the LVIS® Device. The user may resheath and redeploy up to 3 times.



- ◆ Case images courtesy of Dr. Todd Peebles, ThedaCare Regional Medical Center-Neenah, WI USA.

## LVIS® Jr. Stent delivery through Scepter Balloons



### Controlled landing zone

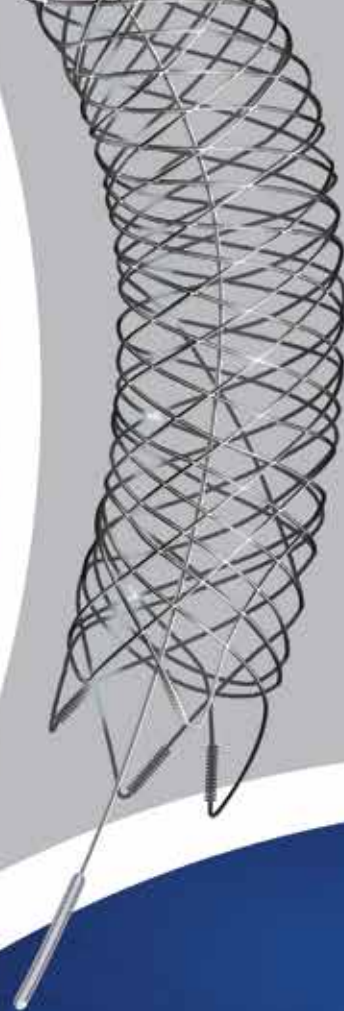
- ◆ Proximal stent markers provide excellent control for stent deployment and resheathing



# Next Generation Coil Assist Stent Technology

Visibility and braided design allow physicians to control and adjust placement of the stent.

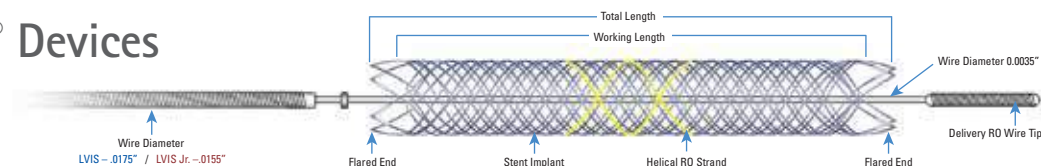
- ◆ **Radiopaque proximal and distal markers**—provide visibility for stent placement and opening
- ◆ **Flared Ends**—provide anchoring to eliminate stent migration
- ◆ **Nitinol Wire Braid**—shape memory alloy provides excellent conformance in tortuous vessels
- ◆ **Helical radiopaque strands**—enable visualization of the entire stent body
- ◆ **Compliant cell system**—allows cells to move, enabling manipulation of mesh density and easy access through the stent cells



## Design Features

ATTRIBUTE	LVIS® Jr.	LVIS®	FEATURE
Number of Wires	12	16	Flex and fully expand to conform to the vessel
Microcatheter Compatibility	0.017"	0.021"	Delivery through low profile delivery systems
Flared Ends	3	4	Help anchor the stent
Radiopaque Strands	3	2	Enables visualization of the entire stent body
Implant Wire Diameter	.0024"	.0024"	Allows delivery through low profile catheter system
Retrievable	Up to 3mm of stent within the catheter	Up to 3mm of stent within the catheter	Provides confidence with deployment
Cell Size	1.5mm	0.8mm	Ensures small finishing coils stay in the aneurysm
Metal Coverage	18%	28%	High neck coverage to enhance clinical outcomes
Radiopaque Markers	3 distal 3 proximal	4 distal 4 proximal	Ensure proper control of proximal and distal ends expansion
Fluorosafe Marker	148cm from distal tip	148cm from distal tip	Designed to reduce radiation exposure to patient

## LVIS® Devices



One unit per box

### TOTAL LENGTH/WORKING LENGTH IN DIFFERENT VESSEL DIAMETERS (mm)

DEVICE	LABELLED DIAMETER x TOTAL LENGTH (mm)	PRODUCT CODE	2.0mm	2.5mm	3.0mm	3.5mm	4.0mm	4.5mm	5.0mm	5.5mm
LVIS® Jr.	2.5 x 13	172010-CASJ	14 / 10	13 / 9						
LVIS® Jr.	2.5 x 17	172014-CASJ	18 / 14	17 / 13						
LVIS® Jr.	2.5 x 23	172020-CASJ	24 / 20	23 / 19						
LVIS® Jr.	2.5 x 34	172032-CASJ	36 / 32	34 / 30						
LVIS® Jr.	3.5 x 18	172516-CASJ		20 / 16	19 / 15	18 / 13				
LVIS® Jr.	3.5 x 23	172524-CASJ		27 / 23	25 / 21	23 / 19				
LVIS® Jr.	3.5 x 28	172530-CASJ		34 / 30	32 / 28	28 / 24				
LVIS® Jr.	3.5 x 33	172537-CASJ		40 / 36	37 / 33	33 / 29				
LVIS®	3.5 x 17	212517-CAS	25 / 21	23 / 19	20 / 16	17 / 13				
LVIS®	3.5 x 22	212525-CAS	35 / 31	32 / 28	27 / 23	22 / 18				
LVIS®	4.0 x 12	212912-CAS		16 / 12	15 / 11	14 / 10	12 / 8			
LVIS®	4.0 x 17	212917-CAS		27 / 23	24 / 20	21 / 17	17 / 13			
LVIS®	4.0 x 22	212922-CAS		37 / 33	34 / 30	29 / 25	22 / 18			
LVIS®	4.0 x 28	212928-CAS		48 / 44	43 / 39	37 / 33	28 / 24			
LVIS®	4.0 x 31	212931-CAS		54 / 50	48 / 44	41 / 37	31 / 27			
LVIS®	4.5 x 18	213015-CAS			28 / 24	26 / 22	22 / 18	18 / 14		
LVIS®	4.5 x 23	213025-CAS			40 / 36	36 / 32	31 / 27	23 / 19		
LVIS®	4.5 x 32	213041-CAS			57 / 53	52 / 48	44 / 40	32 / 28		
LVIS®	5.5 x 30	214035-CAS					51 / 47	45 / 41	39 / 35	30 / 26
LVIS®	5.5 x 33	214049-CAS					58 / 54	51 / 47	43 / 39	33 / 29

## Product Specifications

DEVICE	NUMBER OF WIRES	NUMBER OF FLARED ENDS	# OF HELICAL RO STRANDS	DELIVERY WIRE CORE MATERIAL	DELIVERY RO WIRE TIP OD (INCH)	DELIVERY RO WIRE TIP LENGTH (MM)
LVIS® Jr.	12	3	3	Stainless Steel	0.006"	5mm
LVIS®	16	4	2	Nitinol	0.006"	10mm

<sup>1</sup> Data on file at MicroVention: TR17-117

<sup>2</sup> Krschek Ö et al. A comparison of functional and physical properties of self expanding intracranial stents. Minim Invas Neurosurg 2011; 54: 21-28.

The LVIS® Jr. Device is compatible with the Headway® 17 Microcatheter, Scepter C® and Scepter XC® Occlusion Balloons. The LVIS® Device is compatible with the Headway® 21 Microcatheter. For Professional Use Only.

**INDICATIONS FOR USE (EU) :** The LVIS® device is intended for use with embolic coils for the treatment of intracranial neurovascular diseases.

Please contact local MicroVention representatives for indications in your region.



LEVETH MEDICAL

(55) 6719 3014 | info@levbethmedical.com



www.levbethmedical.com

MicroVention Worldwide  
Innovation Center  
35 Enterprise  
Aliso Viejo, CA 92656 USA  
PH +1.714.247.8000  
PH 1.800.990.8368

MicroVention UK Limited  
Suite 3, The Barracks Building  
10 Cliffords Fort, North Shields  
Tyne and Wear, NE30 1JE  
United Kingdom  
PH +44 (0) 191 258 6777  
F +44 (0) 191 258 5999

MicroVention Europe, S.A.R.L.  
30 bis, rue du Vieil Abreuvoir  
78100 Saint-Germain-en-Laye  
France  
PH +33 (1) 39 21 77 46  
F +33 (1) 39 21 16 01

MicroVention Deutschland GmbH  
Hildebrandtstr. 4 F  
D-40215 Düsseldorf  
Germany  
PH +49 211 210 798-0  
F +49 211 210 798-29